



FIBA

We Are Basketball

INTERNATIONAL BASKETBALL MIGRATION REPORT EVOLUTION 2016-2022



SPORTS
OBSERVATORY

INTERNATIONAL BASKETBALL MIGRATION REPORT EVOLUTION 2016-2022

FOREWORD

Following the publishing of the International Basketball Migration Report (IBMR) 2022, we are thrilled to be able to provide you with this additional Evolution Report.

Its purpose is to help us identify and consider key trends using the data that we have collated across each annual edition of the IBMR during the last six years.

By analysing the period 2016 to 2022, we can try to explore and understand various aspects of each league and its respective development - as well as being able to frame these trends within the wider global context.

There is no doubt that the globalization of our sport continues to intensify, including the constant growth in the International Transfers of players each season. This data analysis of player movement over time helps us understand the issues, opportunities and challenges in greater detail.

Basketball is also becoming more intense on the court. A combination of higher tempo games and more offensive styles of play are both likely drivers behind an increase in the number of points scored in all leagues combined.

These are just a couple of examples that feed into why this Evolution Report is a hugely valuable resource for basketball.

Having this kind of data is at the core of being able to continually plan successfully for the future of the sport, as well as facilitating more effective decision making.

It also further highlights the duty we have to our National Member Federations and hundreds of millions of registered players all around the world to safeguard the continuous healthy development of our global sport.

Both the Evolution Report and the International Basketball Migration Report are made possible due to the superb collaboration between FIBA and the expertise of the International Centre for Sport Studies (CIES) Observatory - something which we remain highly proud of.

Andreas ZAGKLIS
FIBA Secretary General



HIGHLIGHTS

COVID-19 Pandemic

On 13 March 2020, FIBA decided to suspend all its competitions due to the COVID-19 pandemic and the challenges posed by it – many of which transcended basketball. Our National Federations also decided to suspend their respective leagues as well. This situation deeply impacted both the 2019-20 and 2020-21 seasons.

Domestic leagues during the last 6 years

With the exception of the 2019-20 season, the data remained largely consistent for each league in respect of the number of games played, the average player age and average player height. Besides Australia, the non-European Leagues have a higher number of games compared to Europe. Japan, Argentina and China are among the top 5 leagues with the most games per season.

There has been a constant growth in the total number of points scored in the leagues combined. The reasons are considered to be the pace of the game becoming even more intense, along with more offensive styles of play. Greece and Japan had least points, while Australia and China had the most points.

More than half of the players in 6 of 16 leagues are foreigners. Essentially, European leagues like Italy, Germany and Spain have both the most foreigners and also the strongest diversity in terms of different nationalities. However, the playing time of foreigners (both US and non-US foreign players) in these leagues was not among the highest during the past seasons.

There has been a significant increase in the percentage of players who were already in the same country across multiple seasons and at the same club. It is highly likely that the pandemic has been a primary driver of this trend as players preferred to secure a job and look for stability, since health measures and various restrictions including travelling conditions were challenging for athletes.

While the percentage of U21 Players is different between leagues, the playing time of this category of players is broadly similar. Generally, leagues do not rely on their U21 Players, with only the Adriatic League offering a double-digit average of 10 minutes per game.

A cross-border league called the BNXT League was created between Belgium and the Netherlands in 2021 replacing their respective domestic leagues. The statistics of the 2021-22 season were not added in the Belgian section for a better understanding of the previous Belgian league.

International Leagues during the last 6 years

The NBA has only 20% of foreigners competing in the league, although their impact during games is similar to Nationals, something evidenced by minutes and points being broadly similar. The percentage of U21 players in the NBA is also low, but there is significant playing time per game (same minutes as +21 Players). The best young athletes play in this league and franchises rely on them to help build a competitive team.

Continental leagues (EuroLeague and the BCL) rely strongly on foreigners. There's a significant diversity of nationalities in these leagues per year, with USA most represented. The turnover of players is more prevalent in BCL and there are more players participating in this league. U21 Players do not have a lot of opportunities to play generally, but in BCL their playing time is slightly more important.

EVOLUTION OF LEAGUES

League	2016/17	2017/18	2018/19	2019/20	2020/21	2021/22	All seasons
Adriatic	14	12	12	12	13	14	12.8
Argentina	20	20	20	20	20	20	20.0
Australia	8	8	8	9	9	10	8.7
Belgium	10	10	10	10	10	n.a.	10.0
Brazil	15	15	14	16	16	17	15.5
China	20	20	20	20	19	20	19.8
France	18	18	18	18	18	18	18.0
Germany	18	18	18	17	18	18	17.8
Greece	14	14	14	14	12	13	13.5
Israel	12	12	12	12	13	12	12.2
Italy	16	16	16	17	15	16	16.0
Japan	18	18	18	18	20	22	19.0
Poland	17	17	16	16	16	16	16.3
Spain	17	18	18	18	19	18	18.0
Turkey	16	16	15	16	16	16	15.8
VTB United	13	13	14	13	13	12	13.0
All leagues	15.4	15.3	15.2	15.4	15.4	16.1	15.5
<i>NBA</i>	30	30	30	30	30	30	30.0
<i>EuroLeague</i>	16	16	16	18	18	18	17.0
<i>BCL</i>	40	32	32	32	32	32	33.3

LEAGUE PROFILE

NUMBER OF TEAMS

League	2016/17	2017/18	2018/19	2019/20	2020/21	2021/22	All seasons
Adriatic	182	132	132	126	182	182	156
Argentina	560	380	380	270	387	380	393
Australia	112	112	112	126	162	140	127
Belgium	180	180	180	90	130	n.a.	179
Brazil	210	210	182	216	240	272	222
China	380	380	460	460	504	380	427
France	306	306	306	225	306	306	293
Germany	288	306	306	174	306	306	281
Greece	182	182	182	140	132	156	162
Israel	198	198	198	174	192	162	187
Italy	240	240	240	175	219	240	228
Japan	540	540	540	369	574	649	535
Poland	272	272	240	184	240	240	241
Spain	272	306	306	207	342	306	290
Turkey	240	240	210	184	240	240	228
VTB United	156	156	182	130	156	120	150
All leagues	244	258	260	203	270	275	252
<i>NBA</i>	1230	1230	1230	1059	1080	1080	1152
<i>EuroLeague</i>	240	240	240	252	306	306	264
<i>BCL</i>	280	224	224	224	96	96	191

NUMBER OF GAMES

League	2016/17	2017/18	2018/19	2019/20	2020/21	2021/22	All seasons
Adriatic	79.1	82.0	80.2	80.4	79.4	77.8	79.8
Argentina	79.5	81.3	79.9	81.2	77.2	80.3	79.9
Australia	84.0	85.8	88.9	91.7	84.7	83.7	86.5
Belgium	79.7	79.0	79.2	77.4	77.0	n.a.	78.5
Brazil	77.1	75.3	79.3	81.2	79.6	77.7	78.4
China	86.5	89.4	89.0	85.8	86.7	83.4	86.8
France	76.0	78.9	80.6	81.8	80.9	81.3	79.9
Germany	79.3	81.0	84.5	84.4	83.8	81.8	82.5
Greece	73.7	77.1	76.2	78.1	77.4	77.2	76.6
Israel	79.7	81.7	83.3	83.5	86.2	79.9	82.4
Italy	78.7	79.6	81.8	79.6	81.6	80.3	80.3
Japan	75.9	76.6	76.4	76.7	79.8	80.2	77.6
Poland	76.5	82.1	83.7	83.4	82.9	81.7	81.7
Spain	79.5	81.2	81.5	80.7	82.4	81.1	81.1
Turkey	79.4	79.6	79.2	80.0	81.8	80.0	80.0
VTB United	82.3	82.5	83.3	84.9	82.2	78.2	82.2
All leagues	79.2	80.8	81.7	81.9	81.5	80.3	80.9
<i>NBA</i>	87.4	88.1	92.0	92.5	92.9	91.7	90.8
<i>EuroLeague</i>	78.7	80.1	80.3	79.8	78.7	76.7	79.1
<i>BCL</i>	73.9	77.2	78.6	79.7	80.1	77.7	77.9

POINTS PER GAME

League	2016/17	2017/18	2018/19	2019/20	2020/21	2021/22	All seasons
Adriatic	24.7	25.3	25.9	26.6	25.7	25.5	25.6
Argentina	26.0	26.6	25.6	25.2	25.9	25.9	25.9
Australia	26.8	26.9	27.4	26.9	26.8	26.1	26.8
Belgium	24.9	25.0	24.9	24.7	24.6	n.a.	24.8
Brazil	26.6	26.5	26.4	26.3	26.4	25.9	26.4
China	26.0	26.3	26.1	26.0	25.7	25.8	26.0
France	26.7	26.4	26.8	26.5	26.4	26.9	26.6
Germany	25.6	25.5	26.0	25.7	25.7	25.8	25.7
Greece	26.4	26.0	26.6	27.4	27.1	26.5	26.7
Israel	25.9	26.3	25.8	25.8	26.2	26.1	26.0
Italy	26.4	26.4	26.4	27.3	26.8	26.8	26.7
Japan	28.4	28.8	28.7	28.5	28.3	28.4	28.5
Poland	26.5	26.6	26.8	26.4	26.3	26.3	26.5
Spain	26.9	26.9	26.8	27.3	26.7	27.1	27.0
Turkey	26.3	26.3	26.5	26.5	26.3	26.3	26.4
VTB United	26.9	27.1	27.0	27.4	26.9	26.9	27.0
All leagues	26.3	26.4	26.5	26.5	26.4	26.4	26.4
<i>NBA</i>	26.6	26.3	26.3	25.9	26.0	26.3	26.2
<i>EuroLeague</i>	27.3	27.3	27.3	27.9	27.8	27.8	27.6
<i>BCL</i>	26.3	26.8	26.8	27.0	27.1	27.3	26.9

AVERAGE AGE

League	2016/17	2017/18	2018/19	2019/20	2020/21	2021/22	All seasons
Adriatic	198.1	198.6	198.1	198.0	198.2	198.7	198.3
Argentina	194.6	195.3	194.0	194.1	193.7	193.8	194.3
Australia	196.5	197.8	197.6	197.6	198.0	198.1	197.6
Belgium	196.3	195.5	196.6	196.2	196.3	n.a.	196.2
Brazil	196.1	196.0	195.7	195.3	195.5	194.9	195.6
China	198.8	198.4	198.2	198.2	198.0	198.2	198.3
France	196.8	197.0	197.1	196.8	196.7	196.5	196.8
Germany	197.0	196.6	196.9	196.9	196.8	196.7	196.8
Greece	197.4	197.9	197.3	197.7	197.9	197.6	197.6
Israel	195.7	195.4	195.5	195.5	194.9	196.1	195.5
Italy	196.9	196.4	196.8	196.9	196.9	197.2	196.8
Japan	191.3	192.0	191.7	191.6	191.2	191.6	191.6
Poland	195.3	195.7	196.3	195.7	195.2	195.5	195.6
Spain	198.4	198.3	198.2	198.6	198.2	198.5	198.4
Turkey	198.0	197.8	197.5	197.1	196.9	196.9	197.4
VTB United	197.8	197.6	197.4	198.0	198.0	197.5	197.7
All leagues	196.6	196.6	196.6	196.5	196.4	196.5	196.5
<i>NBA</i>	200.4	199.9	200.2	200.1	200.0	199.4	200.0
<i>EuroLeague</i>	198.6	199.4	199.3	199.1	199.0	198.9	199.0
<i>BCL</i>	197.7	196.8	197.1	197.6	197.5	197.2	197.3

AVERAGE HEIGHT

EVOLUTION OF LEAGUES

League	2016/17	2017/18	2018/19	2019/20	2020/21	2021/22	All seasons
Adriatic	46.3	38.5	46.5	50.0	41.6	43.6	44.4
Argentina	32.0	37.5	33.7	33.0	21.0	25.6	30.5
Australia	36.8	33.1	37.3	40.4	38.3	40.7	37.7
Belgium	45.1	45.8	45.2	44.7	36.6	n.a.	43.5
Brazil	12.6	18.2	15.7	23.4	16.6	19.6	17.7
China	21.1	21.8	20.2	20.5	15.3	11.2	18.4
France	58.2	54.6	53.8	53.6	54.2	55.6	55.0
Germany	55.2	56.1	59.4	58.5	56.9	57.4	57.3
Greece	56.0	55.3	55.5	51.6	53.1	53.6	54.2
Israel	50.5	54.7	51.0	53.9	52.1	56.5	53.1
Italy	57.1	57.7	56.1	56.6	53.7	55.0	56.0
Japan	26.3	29.5	27.7	28.0	29.8	32.4	28.9
Poland	39.4	38.9	44.1	40.8	40.4	44.9	41.4
Spain	69.4	68.2	70.4	71.4	69.9	71.5	70.1
Turkey	52.8	53.0	44.9	44.7	45.7	48.8	48.3
VTB United	42.9	40.8	47.4	48.8	45.2	40.0	44.2
All leagues	43.9	44.0	44.3	45.0	41.9	43.8	43.8
<i>NBA</i>	21.6	18.5	20.0	19.4	19.4	17.2	19.4
<i>EuroLeague</i>	61.4	63.4	65.6	62.9	58.9	61.6	62.3
<i>BCL</i>	46.6	54.0	51.3	50.3	52.0	55.0	51.5

NATIONALS VS FOREIGNERS

% OF FOREIGNERS

League	2016/17	2017/18	2018/19	2019/20	2020/21	2021/22	All seasons
Adriatic	19	20	19	20	16	17	18.5
Argentina	25	22	21	25	18	20	21.8
Australia	9	11	8	11	9	13	10.2
Belgium	16	15	19	16	16	n.a.	13.7
Brazil	6	10	10	9	9	9	8.8
China	15	20	13	16	12	6	13.7
France	37	37	43	35	37	36	37.5
Germany	27	28	26	26	28	32	27.8
Greece	27	22	21	21	20	21	22.0
Israel	13	17	18	17	17	16	16.3
Italy	32	33	25	28	24	24	27.7
Japan	7	9	13	15	24	19	14.5
Poland	18	18	25	17	23	19	20.0
Spain	43	46	49	51	55	55	49.8
Turkey	31	26	27	24	23	25	26.0
VTB United	23	28	23	24	24	19	23.5
All leagues	21.8	22.6	22.5	22.2	22.2	20.7	22.0
<i>NBA</i>	44	43	42	41	44	48	43.7
<i>EuroLeague</i>	35	39	38	40	39	39	38.3
<i>BCL</i>	44	46	44	46	47	49	46.0

NUMBER OF NATIONALITIES

League	2016/17	2017/18	2018/19	2019/20	2020/21	2021/22	All seasons
Adriatic	13.7	15.0	14.7	14.2	15.8	15.2	14.8
Argentina	13.8	12.0	14.1	13.9	15.8	14.4	14.0
Australia	15.0	12.8	13.5	14.3	16.8	14.5	14.5
Belgium	11.2	10.6	10.7	12.5	12.7	n.a.	11.5
Brazil	15.6	15.3	15.5	14.7	16.1	15.4	15.4
China	14.3	12.5	10.8	11.1	10.6	10.8	11.7
France	12.1	11.6	12.2	11.8	12.8	12.9	12.2
Germany	9.4	9.8	9.8	10.5	11.6	10.9	10.3
Greece	10.5	11.5	10.3	10.3	11.8	12.2	11.1
Israel	12.2	11.8	12.0	11.2	11.0	11.2	11.6
Italy	9.3	10.2	9.2	11.3	10.3	10.9	10.2
Japan	14.6	14.7	13.5	13.3	13.2	13.1	13.7
Poland	13.5	13.7	14.5	12.5	13.9	12.2	13.4
Spain	12.2	11.3	11.8	12.6	11.1	11.1	11.7
Turkey	8.3	10.1	12.6	11.2	12.1	9.7	10.7
VTB United	11.5	10.6	11.3	10.6	11.0	12.2	11.2
All leagues	12.3	12.1	12.3	12.2	12.9	12.4	12.4
NBA	17.2	16.4	16.9	17.0	17.0	16.3	16.8
EuroLeague	11.7	10.0	10.4	11.8	10.9	10.7	10.9
BCL	14.2	13.0	13.8	14.0	14.5	14.0	13.9

MINUTES PLAYED BY NATIONALS

League	2016/17	2017/18	2018/19	2019/20	2020/21	2021/22	All seasons
Adriatic	16.7	19.5	20.1	18.6	17.4	18.3	18.4
Argentina	19.5	14.6	16.5	14.1	16.0	16.4	16.2
Australia	14.7	15.4	16.8	11.4	12.6	14.3	14.2
Belgium	16.8	15.1	18.5	20.2	20.4	n.a.	18.2
Brazil	18.9	20.8	20.3	22.2	20.7	20.9	20.6
China	24.1	23.2	21.1	23.3	16.5	18.6	21.1
France	17.8	17.7	18.0	17.5	17.2	16.3	17.4
Germany	17.4	19.2	17.2	18.7	18.2	18.4	18.2
Greece	20.8	19.5	21.8	22.7	19.1	20.1	20.7
Israel	23.6	20.5	23.9	25.4	24.5	20.8	23.1
Italy	20.6	19.2	18.3	20.0	20.1	19.3	19.6
Japan	20.3	20.2	26.7	26.2	20.6	20.5	22.4
Poland	20.4	20.5	20.6	21.6	22.0	22.8	21.3
Spain	16.4	15.9	15.6	15.9	15.5	16.0	15.9
Turkey	21.4	21.2	24.5	23.9	23.2	21.3	22.6
VTB United	21.5	20.2	21.3	21.7	21.0	21.0	21.1
All leagues	19.4	18.9	20.1	20.2	19.1	19.0	19.5
NBA	16.8	17.1	17.2	16.9	15.7	15.2	16.5
EuroLeague	17.3	17.5	17.1	16.7	17.7	17.1	17.2
BCL	20.3	19.2	19.0	20.0	20.0	19.2	19.6

MINUTES PLAYED BY FOREIGNERS
(NON US)

League	2016/17	2017/18	2018/19	2019/20	2020/21	2021/22	All seasons
Adriatic	22.2	23.5	20.3	21.9	21.0	23.2	22.0
Argentina	23.4	17.2	22.2	22.9	20.7	22.4	21.5
Australia	22.3	24.3	22.9	22.6	21.9	23.5	22.9
Belgium	23.6	23.1	22.9	22.8	24.3	n.a.	23.3
Brazil	24.6	22.0	24.2	22.2	26.7	24.6	24.1
China	28.2	27.6	26.7	26.6	17.0	19.8	24.3
France	24.2	23.6	23.7	24.3	22.7	23.3	23.6
Germany	23.0	22.0	22.6	21.3	20.9	22.3	22.0
Greece	21.0	20.4	21.5	21.2	21.3	21.4	21.2
Israel	23.8	22.3	24.0	24.7	24.8	24.1	24.0
Italy	24.6	24.2	25.3	23.8	23.1	22.7	24.0
Japan	21.5	20.0	29.0	29.5	24.2	23.6	24.6
Poland	21.4	24.2	22.9	24.7	24.7	25.1	23.8
Spain	18.5	17.8	19.8	20.9	19.9	20.4	19.6
Turkey	26.9	25.8	26.6	25.8	25.2	25.7	26.0
VTB United	22.6	22.5	22.6	22.5	23.9	22.9	22.8
All leagues	23.2	22.5	23.6	23.6	22.7	23.0	23.1
NBA	n.a.	n.a.	n.a.	n.a.	n.a.	n.a.	n.a.
EuroLeague	19.3	19.3	19.6	18.3	19.2	19.6	19.2
BCL	23.7	22.1	22.9	23.6	24.2	24.0	23.4

MINUTES PLAYED BY FOREIGNERS
(US PLAYERS)

EVOLUTION OF LEAGUES

League	2016/17	2017/18	2018/19	2019/20	2020/21	2021/22	All seasons
Adriatic	26.6	22.4	18.8	16.0	22.7	24.1	21.8
Argentina	32.5	26.5	33.1	32.2	28.0	29.9	30.4
Australia	7.4	6.6	7.3	14.0	15.2	14.0	10.7
Belgium	22.8	23.5	25.0	24.7	32.0	n.a.	25.6
Brazil	25.7	24.1	25.0	25.1	24.9	30.4	25.9
China	14.2	9.1	12.5	16.0	15.6	10.9	13.1
France	20.7	22.5	21.2	22.7	23.4	21.9	22.1
Germany	19.6	18.8	17.5	15.8	18.2	17.8	17.9
Greece	12.5	15.6	12.6	13.5	11.7	17.7	13.9
Israel	19.6	17.2	19.4	19.6	16.4	15.5	18.0
Italy	19.4	18.3	16.3	10.6	19.8	18.8	17.2
Japan	1.6	0.8	3.7	4.0	5.4	4.2	3.3
Poland	17.9	16.7	15.4	18.0	21.8	18.3	18.0
Spain	15.9	12.0	13.3	11.7	17.7	15.2	14.3
Turkey	19.7	19.4	15.6	16.5	17.8	19.4	18.0
VTB United	7.8	8.5	10.3	11.4	16.2	17.7	12.0
All leagues	17.8	16.4	16.7	17.0	19.2	18.4	17.6
<i>NBA</i>	9.1	8.7	10.8	11.1	13.1	8.8	10.3
<i>EuroLeague</i>	7.9	8.3	8.8	9.4	9.1	9.9	8.9
<i>BCL</i>	17.2	14.2	14.4	12.0	14.2	11.2	13.9

U21 PLAYERS

% OF U21 PLAYERS

League	2016/17	2017/18	2018/19	2019/20	2020/21	2021/22	All seasons
Adriatic	77.0	74.4	65.8	87.1	84.8	75.5	77.4
Argentina	96.6	95.7	92.7	87.2	88.6	92.4	92.2
Australia	66.7	87.5	87.5	68.4	75.0	61.9	74.5
Belgium	94.6	94.9	90.5	89.2	85.7	n.a.	91.0
Brazil	98.2	96.2	98.0	98.3	98.2	98.7	98.0
China	97.7	100.0	100.0	98.2	100.0	100.0	99.3
France	91.4	90.2	86.2	87.3	84.7	90.2	88.3
Germany	89.3	87.0	80.0	90.2	87.0	86.8	86.7
Greece	93.5	95.0	100.0	100.0	100.0	100.0	98.1
Israel	100.0	97.0	100.0	97.9	100.0	100.0	99.1
Italy	87.5	84.4	87.5	84.0	91.1	91.8	87.7
Japan	100.0	100.0	90.0	100.0	93.8	84.6	94.7
Poland	95.6	97.6	100.0	97.8	98.3	100.0	98.2
Spain	51.2	51.4	55.0	48.5	50.0	43.5	49.9
Turkey	94.0	98.0	94.7	100.0	95.9	94.6	96.2
VTB United	93.8	100.0	100.0	95.8	100.0	100.0	98.3
All leagues	89.2	90.6	89.2	89.4	89.6	88.0	89.3
<i>NBA</i>	75.0	76.6	75.4	74.6	77.5	73.6	75.4
<i>EuroLeague</i>	57.9	66.7	63.6	75.0	81.5	72.4	69.5
<i>BCL</i>	88.8	86.6	80.6	92.7	84.4	83.0	86.0

% OF NATIONAL U21 / ALL U21

League	2016/17	2017/18	2018/19	2019/20	2020/21	2021/22	All seasons
Adriatic	8.9	10.0	10.8	9.4	10.8	10.8	10.1
Argentina	5.3	2.9	5.6	4.8	6.4	4.1	4.9
Australia	5.0	4.1	4.5	3.9	8.6	6.8	5.5
Belgium	2.5	2.4	4.5	5.1	6.6	n.a.	4.2
Brazil	6.6	6.0	5.4	5.6	7.9	6.5	6.3
China	11.8	9.9	7.9	6.1	6.3	5.1	7.8
France	4.1	4.0	4.0	3.0	4.9	5.8	4.3
Germany	3.8	4.5	4.5	5.4	5.0	5.7	4.8
Greece	4.8	6.7	5.5	4.0	5.4	5.7	5.3
Israel	4.5	3.7	5.6	5.4	6.1	5.2	5.1
Italy	2.1	2.0	1.1	1.8	2.9	3.7	2.3
Japan	6.7	2.5	6.8	6.8	6.9	7.1	6.1
Poland	4.3	4.3	6.1	4.9	8.7	4.7	5.5
Spain	3.9	4.6	3.6	4.9	3.7	4.1	4.1
Turkey	6.1	5.3	8.6	5.9	7.3	5.6	6.5
VTB United	3.2	2.1	3.6	4.4	4.6	7.1	4.2
All leagues	5.2	4.7	5.5	5.1	6.4	5.9	5.5
<i>NBA</i>	14.1	14.1	17.7	17.4	15.2	15.6	15.7
<i>EuroLeague</i>	2.6	3.0	4.1	4.9	5.4	5.0	4.2
<i>BCL</i>	7.7	4.4	5.5	8.3	6.9	6.9	6.6

MINUTES PLAYED BY NATIONAL U21 PLAYERS

League	2016/17	2017/18	2018/19	2019/20	2020/21	2021/22	All seasons
Adriatic	16.4	16.3	17.3	16.5	15.8	15.8	16.3
Argentina	18.7	17.6	16.9	17.0	16.2	18.0	17.4
Australia	15.3	15.3	13.8	15.1	15.0	15.0	14.9
Belgium	16.3	16.6	16.8	15.0	15.3	n.a.	16.0
Brazil	14.9	14.7	14.6	14.7	14.4	14.8	14.7
China	15.2	15.4	16.9	17.8	19.4	18.4	17.2
France	15.7	15.6	15.4	15.7	17.4	15.9	16.0
Germany	16.2	16.3	16.2	15.8	16.7	16.8	16.4
Greece	17.8	18.6	17.1	17.8	18.4	18.7	18.1
Israel	17.1	16.6	17.0	21.1	17.6	16.8	17.7
Italy	15.8	15.8	15.8	13.9	15.3	16.8	15.5
Japan	13.9	14.6	15.1	15.5	15.2	14.4	14.8
Poland	15.6	15.2	15.9	15.9	18.1	17.1	16.3
Spain	16.2	16.4	17.2	16.2	18.3	17.2	16.9
Turkey	16.4	16.2	16.5	16.0	17.4	18.6	16.9
VTB United	16.2	16.3	17.1	16.4	17.8	18.8	17.1
All leagues	16.1	16.1	16.2	16.3	16.8	16.9	16.4
NBA	18.1	20.2	20.7	19.7	20.9	23.8	20.6
EuroLeague	15.3	15.9	15.7	16.7	16.6	16.3	16.1
BCL	14.2	14.9	14.7	14.5	14.3	13.2	14.3

TURNOVER OF PLAYERS

PLAYERS PER TEAM

League	2016/17	2017/18	2018/19	2019/20	2020/21	2021/22	All seasons
Adriatic	34.5	35.4	45.5	38.7	42.4	42.7	39.9
Argentina	31.4	34.3	40.4	40.1	41.4	26.8	35.7
Australia	33.9	48.8	41.8	35.3	44.7	41.3	41.0
Belgium	32.7	34.3	38.7	35.3	44.4	n.a.	37.1
Brazil	32.9	33.2	26.5	31.6	32.8	31.6	31.4
China	57.8	57.3	62.3	60.4	56.2	65.8	60.0
France	21.4	28.8	34.8	30.6	31.2	34.1	30.1
Germany	34.6	37.3	42.7	38.1	34.0	31.9	36.4
Greece	27.8	22.6	28.2	23.8	25.4	22.4	25.0
Israel	22.7	28.6	25.5	23.7	37.0	26.4	27.3
Italy	33.2	30.1	29.7	34.0	34.4	34.2	32.6
Japan	23.1	48.8	47.6	52.4	48.8	49.7	45.1
Poland	35.5	31.7	33.6	26.0	30.2	27.0	30.7
Spain	41.0	38.4	51.2	41.7	49.9	46.0	44.7
Turkey	32.3	30.8	33.3	31.8	34.1	25.6	31.3
VTB United	31.2	36.5	43.1	37.0	48.5	38.2	39.1
All leagues	32.9	36.1	39.0	36.3	39.7	36.2	36.7
NBA	49.8	49.6	54.2	46.2	55.7	48.3	50.6
EuroLeague	56.6	42.1	56.0	51.0	57.2	45.9	51.5
BCL	35.0	36.3	42.9	35.5	51.0	42.8	40.6

% OF PLAYERS ALREADY IN THE CLUB

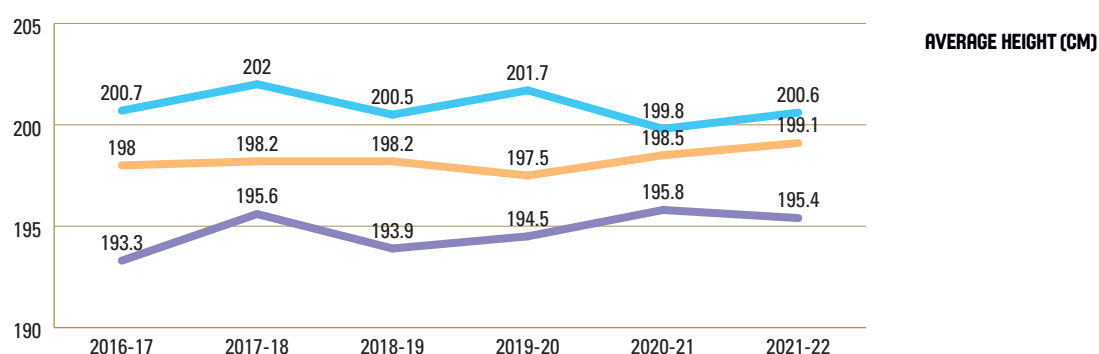
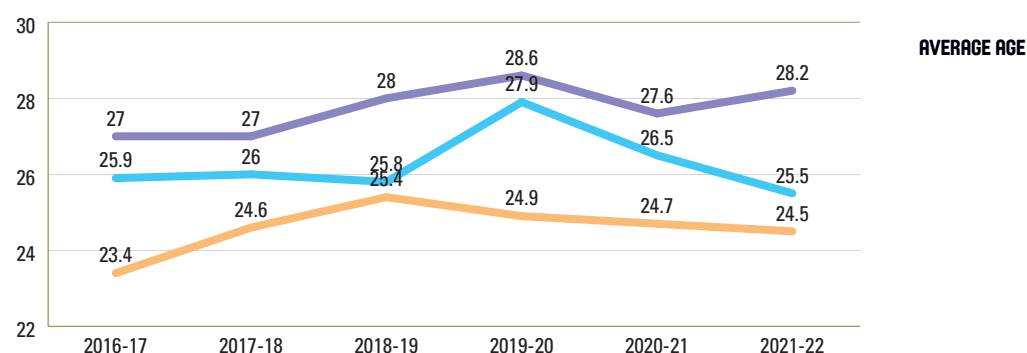
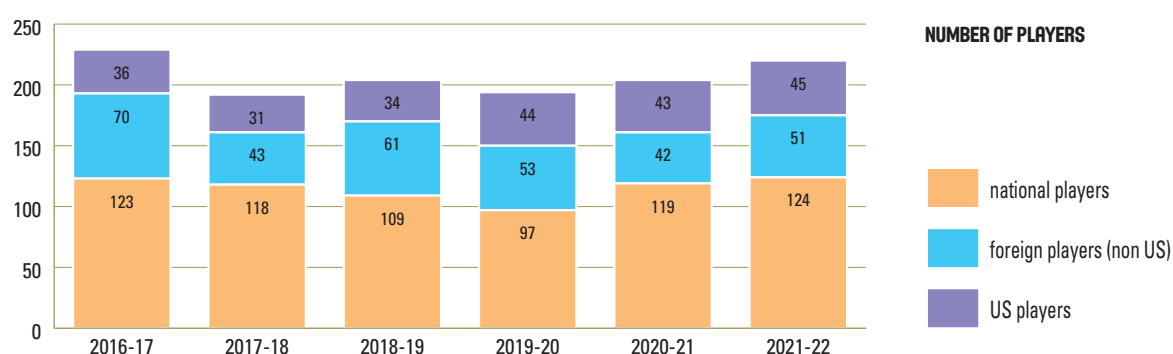
League	2016/17	2017/18	2018/19	2019/20	2020/21	2021/22	All seasons
Adriatic	56.8	60.4	55.7	51.0	60.3	61.8	57.7
Argentina	78.4	75.5	79.5	73.7	85.4	74.9	77.9
Australia	57.9	64.5	64.5	57.4	60.6	72.0	62.8
Belgium	63.0	68.1	66.7	66.7	71.9	n.a.	67.3
Brazil	91.9	85.0	92.2	80.5	90.4	89.2	88.2
China	87.8	87.6	89.6	87.4	93.7	96.2	90.4
France	62.9	67.2	66.3	62.2	62.3	64.2	64.2
Germany	68.2	67.9	65.0	61.9	59.6	59.4	63.7
Greece	53.6	54.5	59.2	63.5	60.6	58.2	58.3
Israel	62.4	66.1	61.7	63.7	69.4	57.0	63.4
Italy	63.2	65.4	64.6	65.1	70.9	62.7	65.3
Japan	81.8	87.6	84.3	86.2	86.3	84.9	85.2
Poland	70.5	69.4	65.2	67.6	66.2	62.0	66.8
Spain	64.6	64.4	71.4	65.7	67.3	67.5	66.8
Turkey	64.6	66.0	69.1	67.5	66.3	66.1	66.6
VTB United	63.9	65.9	61.9	56.4	70.5	71.8	65.1
All leagues	68.2	69.7	69.8	67.3	71.4	69.9	69.4
NBA	90.4	91.4	93.2	93.7	93.2	88.0	91.7
EuroLeague	68.4	59.6	68.0	63.3	69.5	65.4	65.7
BCL	64.1	65.9	66.7	64.4	69.4	67.0	66.3

% OF PLAYERS ALREADY IN THE COUNTRY

LEAGUE PROFILE

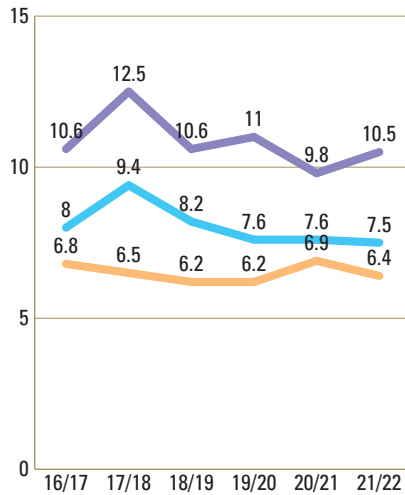
	2016-17	2017-18	2018-19	2019-20	2020-21	2021-22
Number of teams	14	12	12	12	13	14
Number of regular season games	182	132	132	126	182	182
Number of regular season games per team	26	22	22	21	28	26
Number of players	229	192	202	194	203	220
% of foreigners	46	39	47	50	42	44
Number of nationalities represented	19	20	19	20	16	17
Average age	24.7	25.3	25.9	26.6	25.7	25.5
Average height (cm)	198.1	198.6	198.1	198.0	198.2	198.7
Average team points per game	79.1	82.0	80.2	80.4	79.4	77.8
Average minutes per game played by the five most field players	24.8	25.1	23.7	24.9	24.5	24.1
Average number of players fielded per team during the season	16.4	16.3	17.3	16.5	15.8	15.8

PLAYERS OVERVIEW

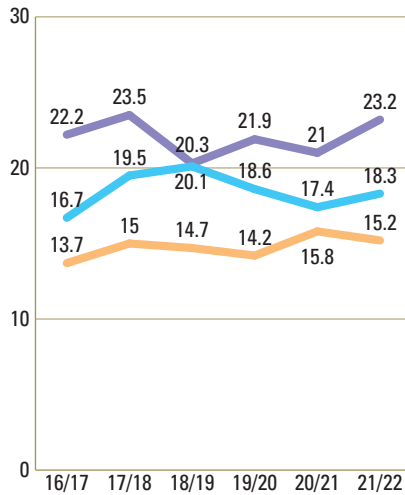


GAME OVERVIEW

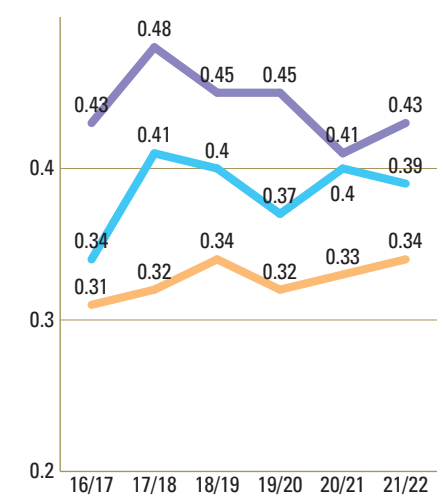
POINTS PER GAME



MINUTES PER GAME



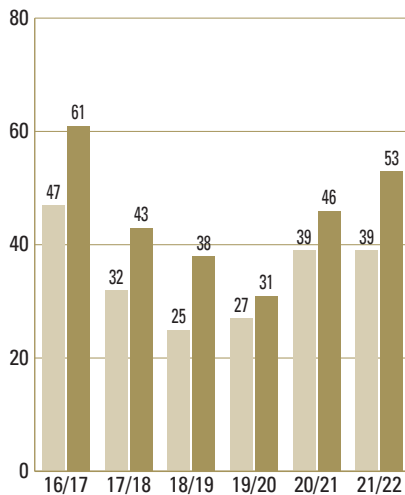
POINTS PER MINUTE



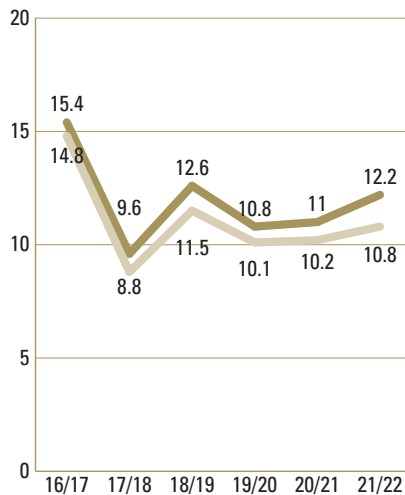
U21 PLAYERS

■ All U21 ■ National U21 only

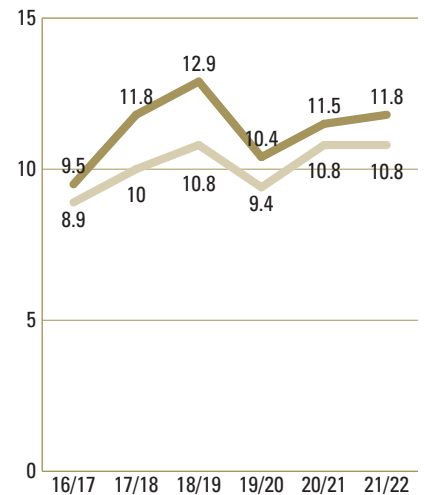
NUMBER OF PLAYERS



AVERAGE NUMBER OF GAMES PLAYED

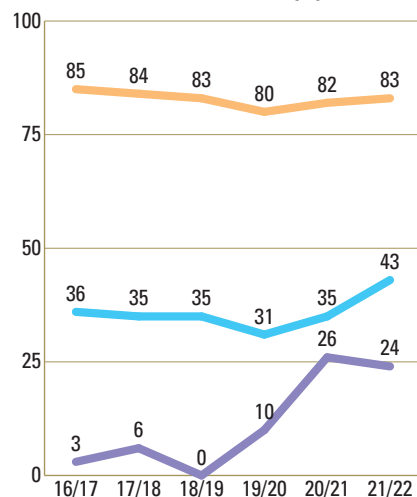


MINUTES PER GAME

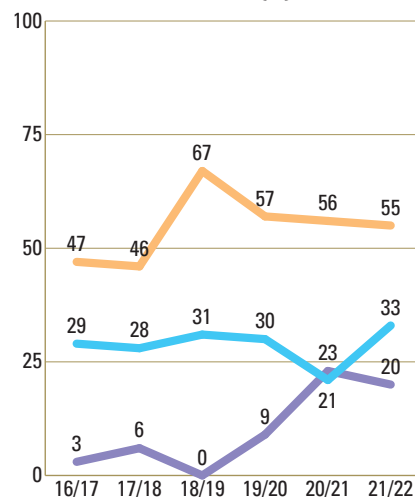


TURNOVER OF PLAYERS

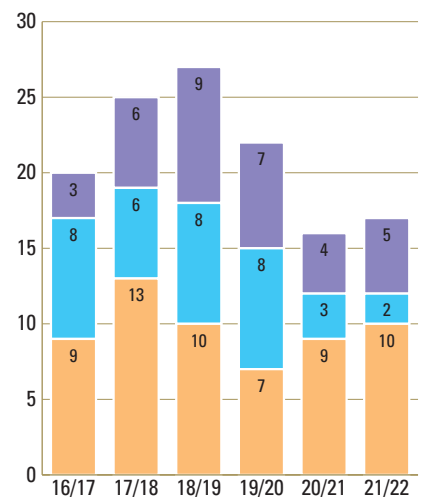
PLAYERS ALREADY IN THE COUNTRY (%)



PLAYERS ALREADY IN THE CLUB (%)



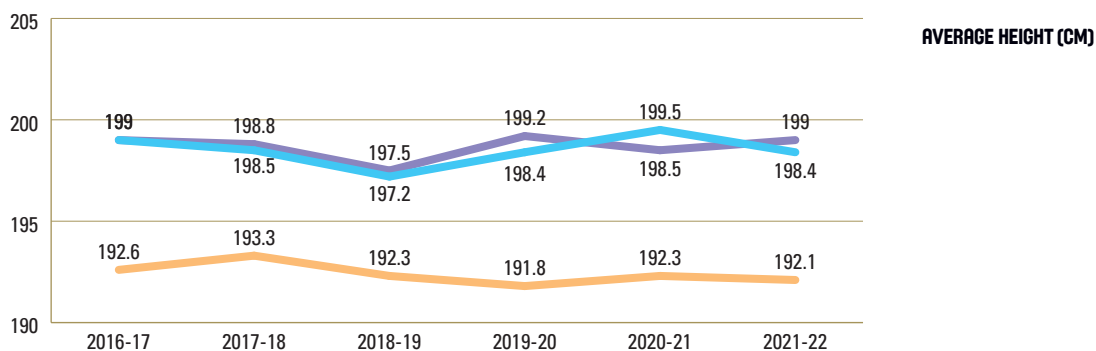
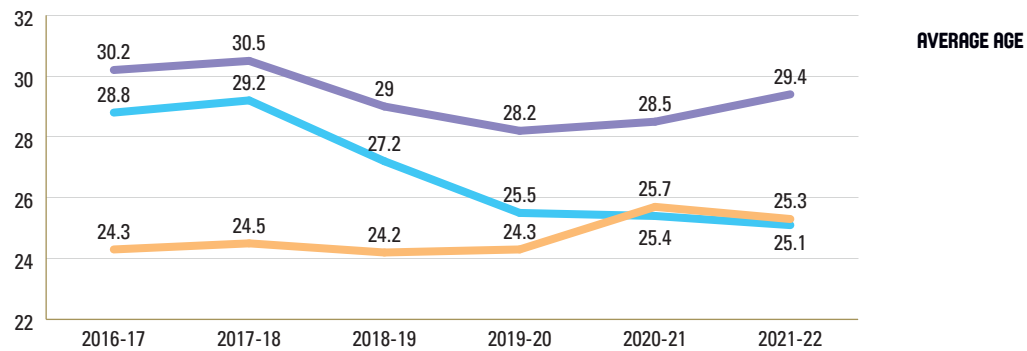
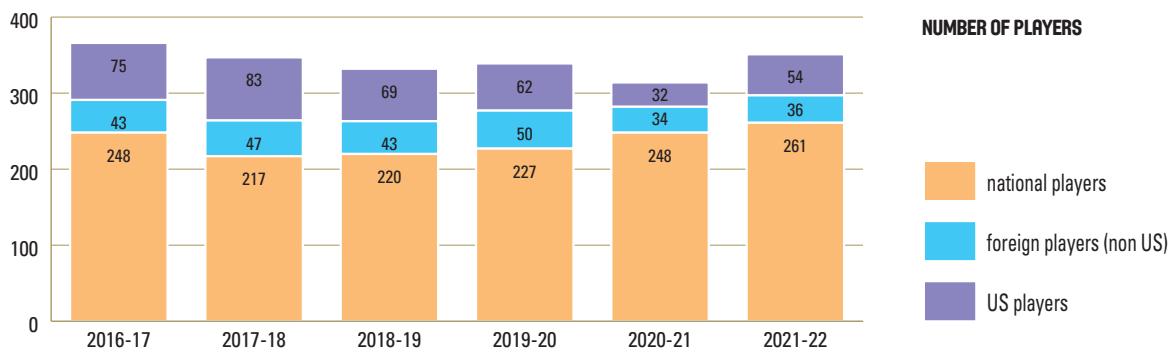
PLAYERS SIGNED DURING THE SEASON



LEAGUE PROFILE

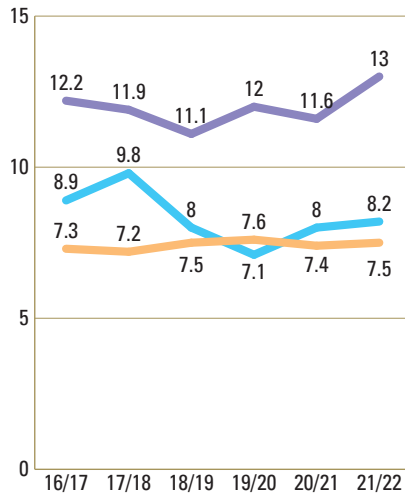
	2016-17	2017-18	2018-19	2019-20	2020-21	2021-22
Number of teams	20	20	20	20	20	20
Number of regular season games	560	380	380	270	387	380
Number of regular season games per team	56	38	38	27	39	38
Number of players	366	347	332	339	314	351
% of foreigners	32	37	34	33	21	26
Number of nationalities represented	25	22	21	25	18	20
Average age	26	26.6	25.6	25.2	25.9	25.9
Average height (cm)	194.6	195.3	194	194.1	193.7	193.8
Average team points per game	79.5	81.3	79.9	81.2	77.2	80.3
Average minutes per game played by the five most field players	27.1	25.3	26	26.3	24.9	26.3
Average number of players fielded per team during the season	18.7	17.6	16.9	17	16.2	18

PLAYERS OVERVIEW

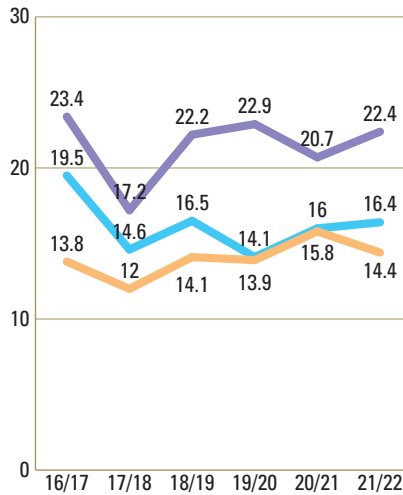


GAME OVERVIEW

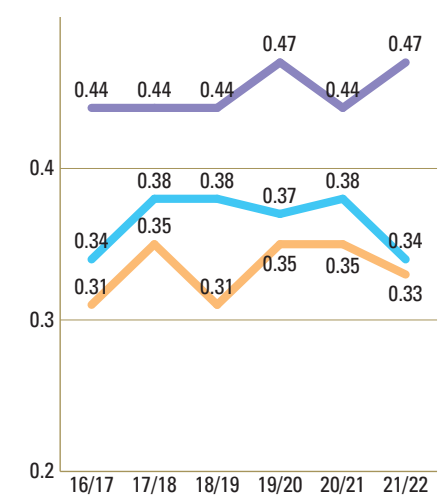
POINTS PER GAME



MINUTES PER GAME



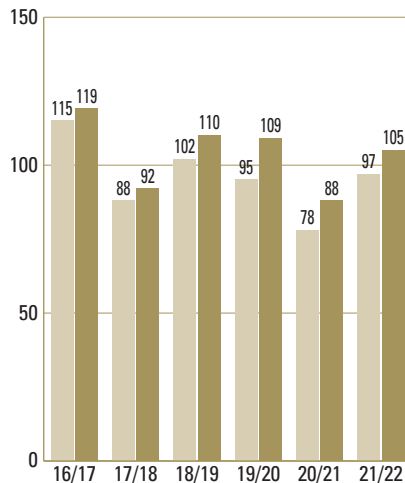
POINTS PER MINUTE



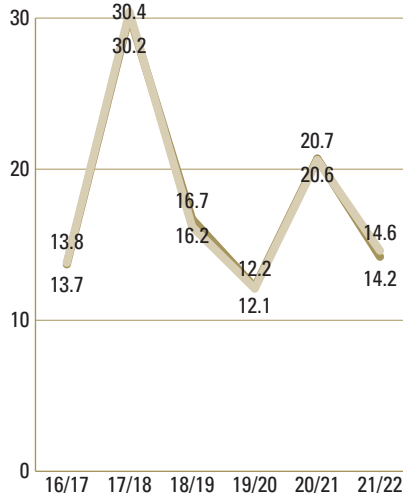
U21 PLAYERS

■ All U21
 ■ National U21 only

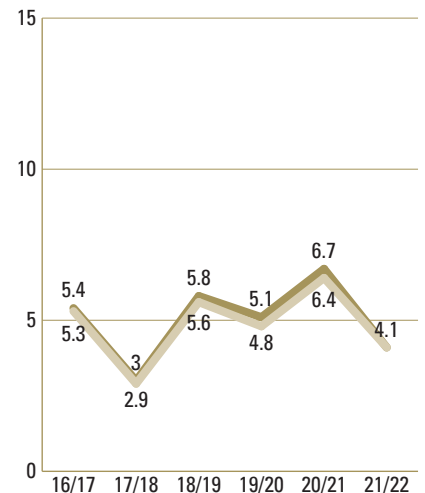
NUMBER OF PLAYERS



AVERAGE NUMBER OF GAMES PLAYED

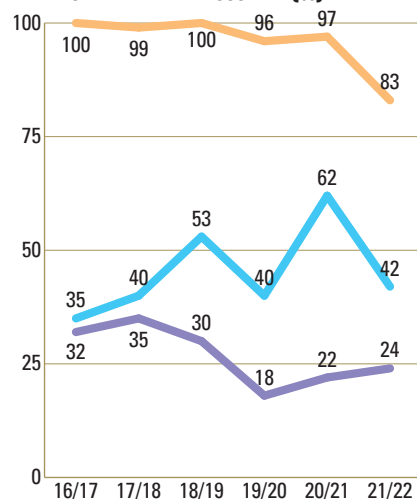


MINUTES PER GAME

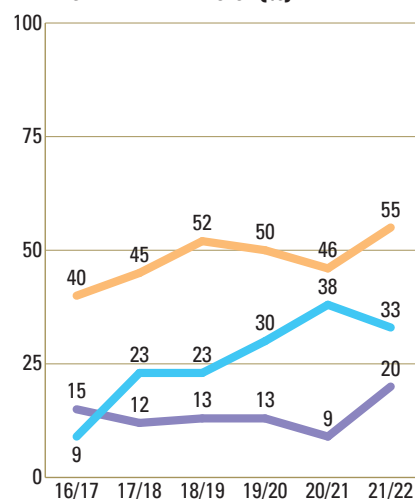


TURNOVER OF PLAYERS

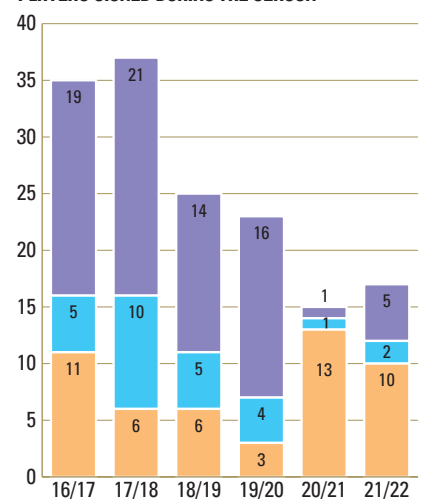
PLAYERS ALREADY IN THE COUNTRY (%)



PLAYERS ALREADY IN THE CLUB (%)



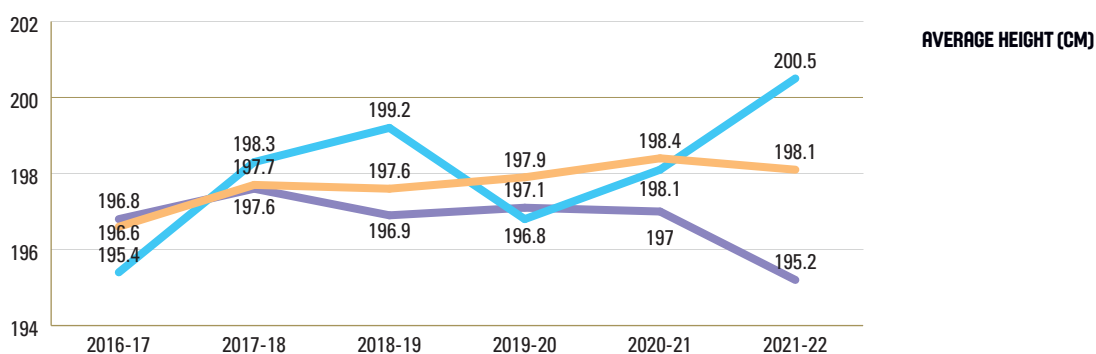
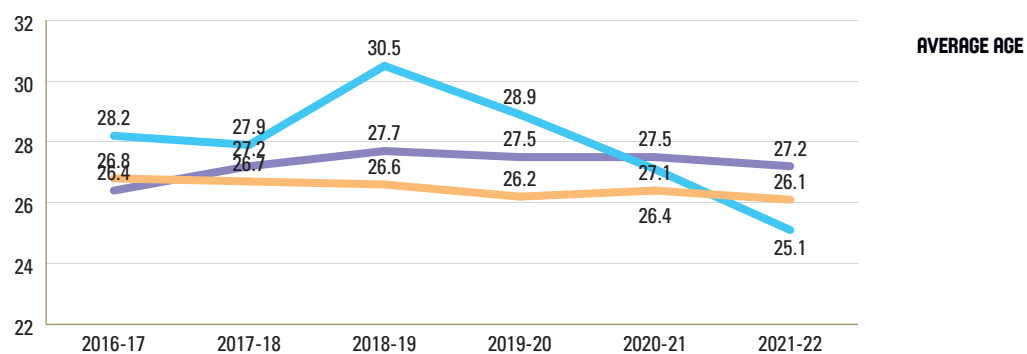
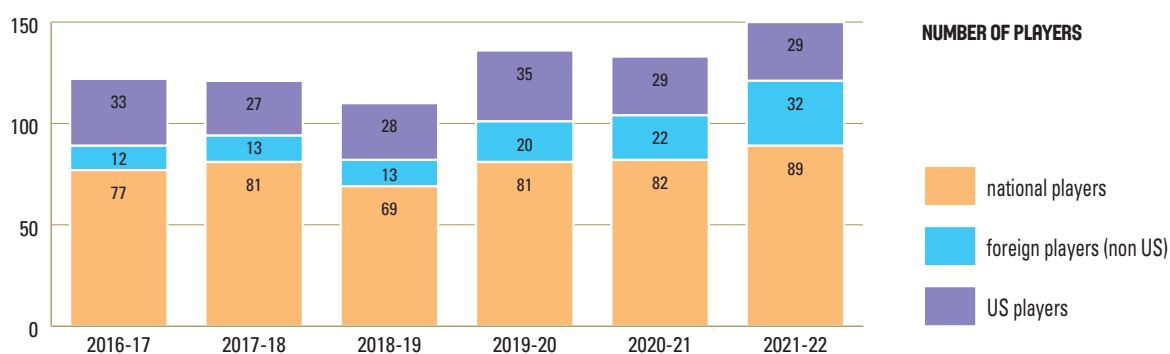
PLAYERS SIGNED DURING THE SEASON



LEAGUE PROFILE

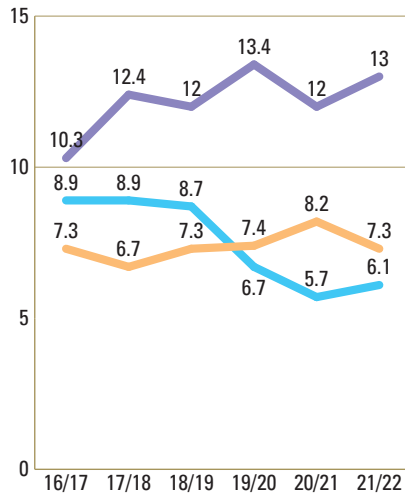
	2016-17	2017-18	2018-19	2019-20	2020-21	2021-22
Number of teams	8	8	8	9	9	10
Number of regular season games	112	112	112	126	162	140
Number of regular season games per team	28	28	28	28	36	28
Number of players	121	121	110	136	132	150
% of foreigners	37	33	37	40	38	41%
Number of nationalities represented	9	11	8	11	9	13
Average age	26.8	26.9	27.4	26.9	26.8	26.1
Average height (cm)	196.5	197.8	197.6	197.6	198	198.1
Average team points per game	84	85.8	88.9	91.7	84.7	83.7
Average minutes per game played by the five most field players	25.8	27.1	26.9	26.2	26.8	27.2
Average number of players fielded per team during the season	15.3	15.3	13.8	15.1	15	15

PLAYERS OVERVIEW

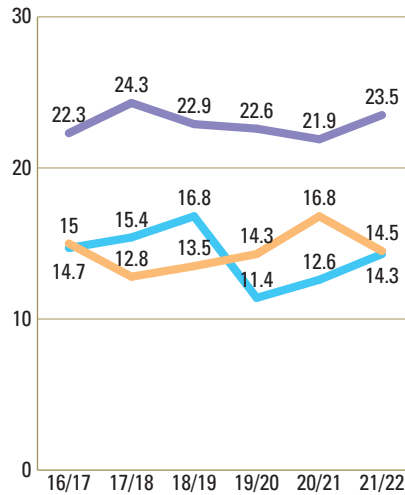


GAME OVERVIEW

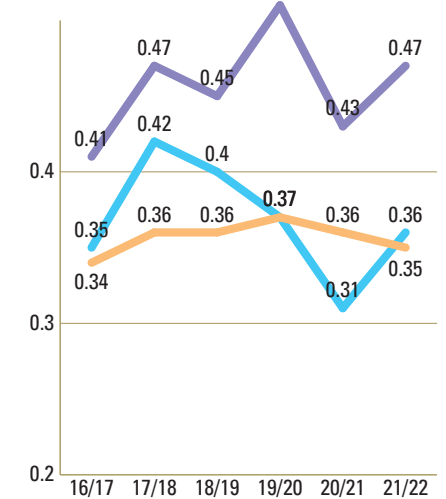
POINTS PER GAME



MINUTES PER GAME



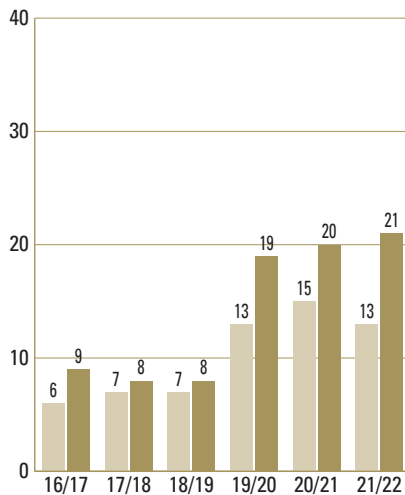
POINTS PER MINUTE



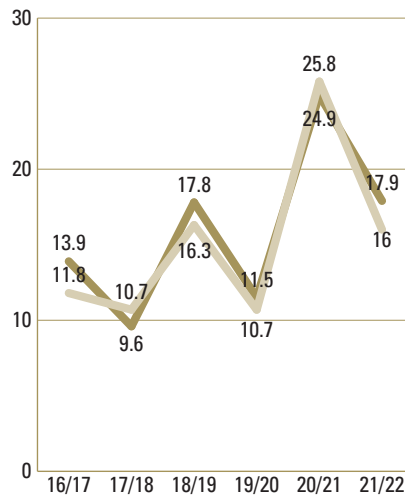
U21 PLAYERS

■ All U21 ■ National U21 only

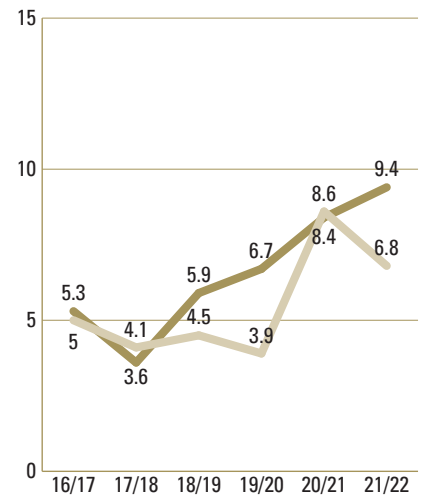
NUMBER OF PLAYERS



AVERAGE NUMBER OF GAMES PLAYED

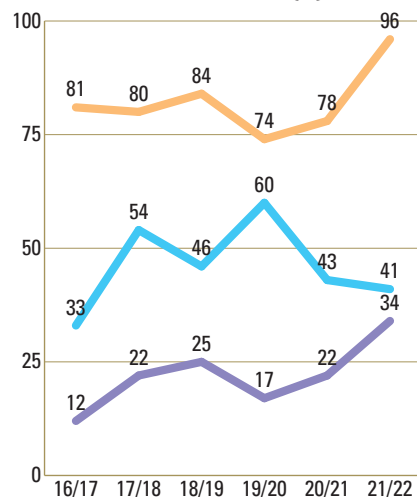


MINUTES PER GAME

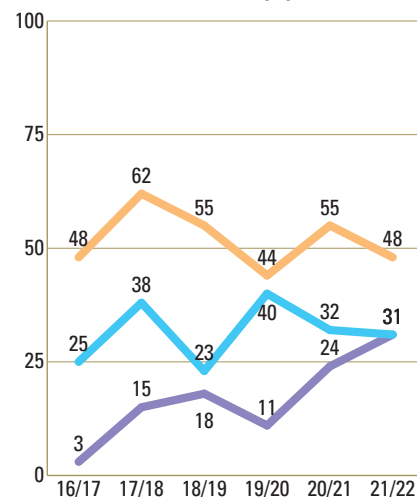


TURNOVER OF PLAYERS

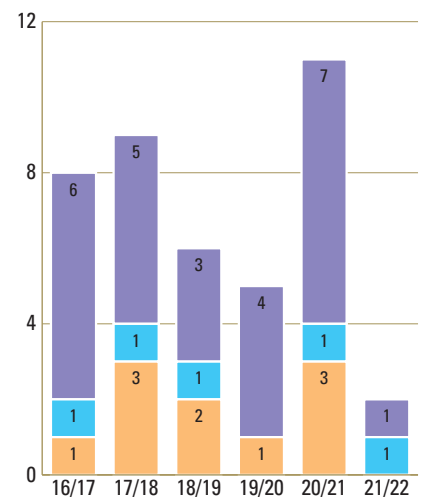
PLAYERS ALREADY IN THE COUNTRY (%)



PLAYERS ALREADY IN THE CLUB (%)



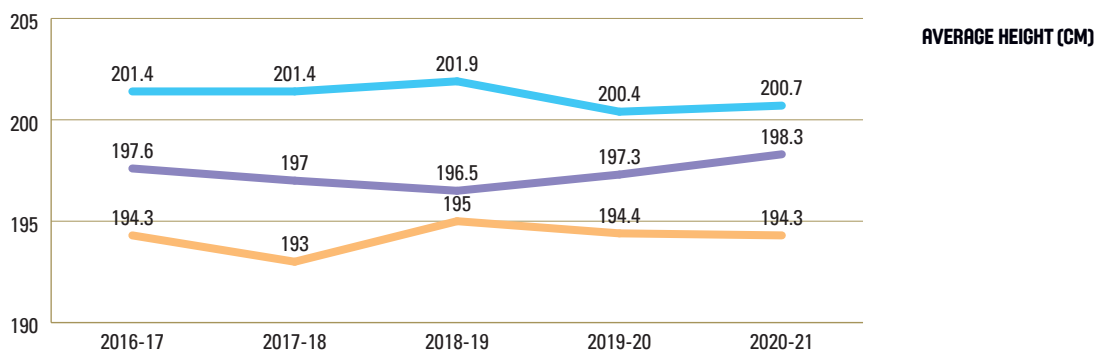
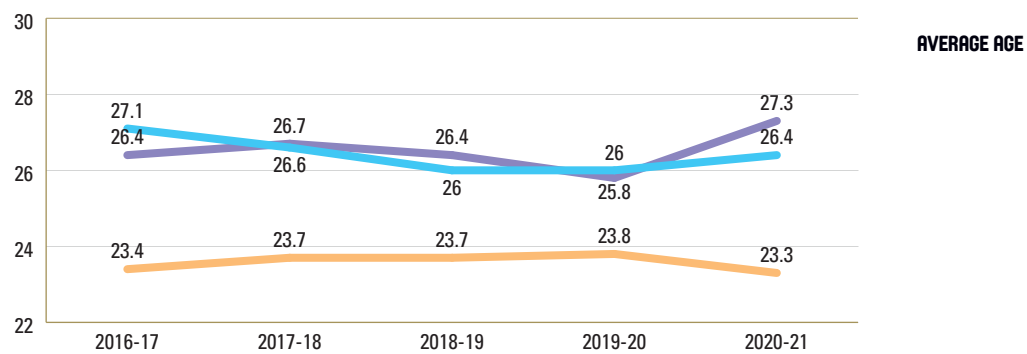
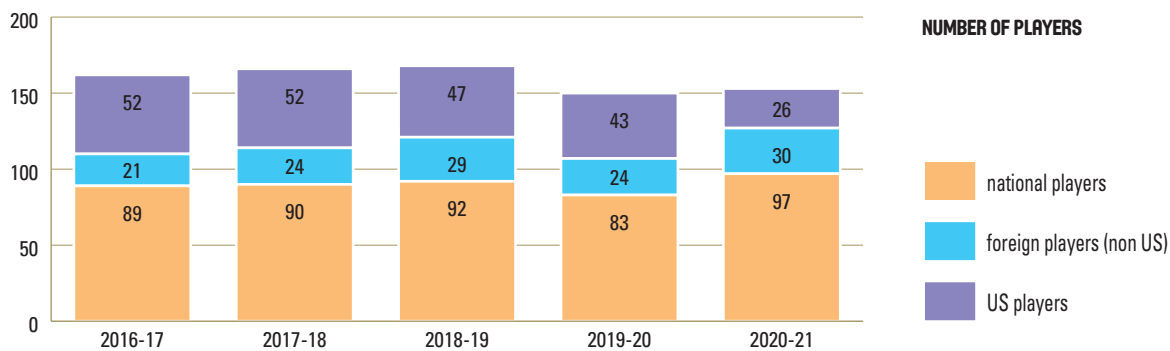
PLAYERS SIGNED DURING THE SEASON



LEAGUE PROFILE

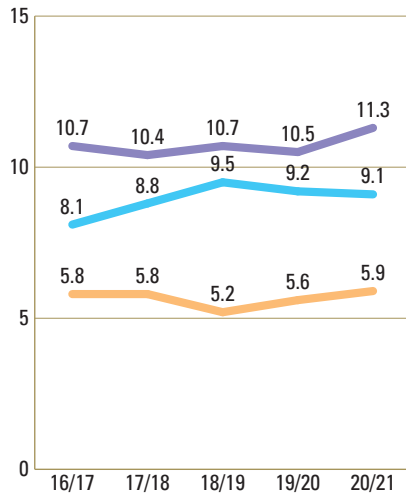
	2016-17	2017-18	2018-19	2019-20	2020-21
Number of teams	10	10	10	10	10
Number of regular season games	180	180	180	90	130
Number of regular season games per team	36	36	36	18	26
Number of players	162	166	168	150	153
% of foreigners	45	46	45	45	37
Number of nationalities represented	16	15	19	16	16
Average age	24.9	25.0	24.9	24.7	24.6
Average height (cm)	196.3	195.5	196.6	196.2	196.3
Average team points per game	79.7	79.0	79.2	77.4	77.0
Average minutes per game played by the five most field players	25.1	24.3	24.7	24.8	26.4
Average number of players fielded per team during the season	16.3	16.6	16.8	15.0	15.3

PLAYERS OVERVIEW

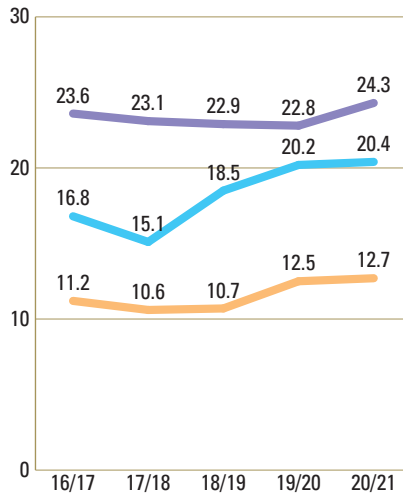


GAME OVERVIEW

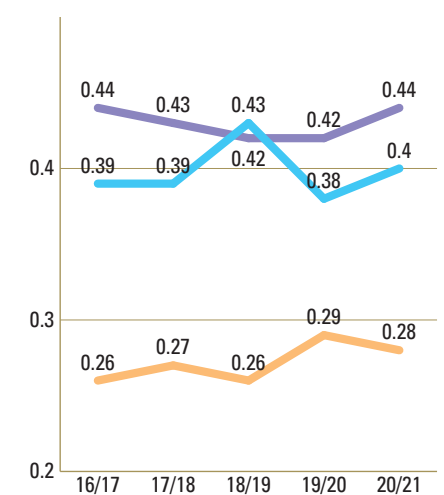
POINTS PER GAME



MINUTES PER GAME



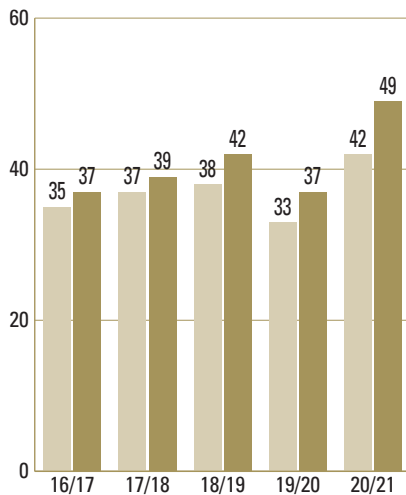
POINTS PER MINUTE



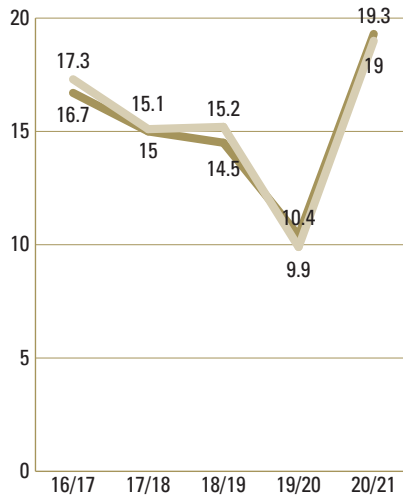
U21 PLAYERS

■ All U21 ■ National U21 only

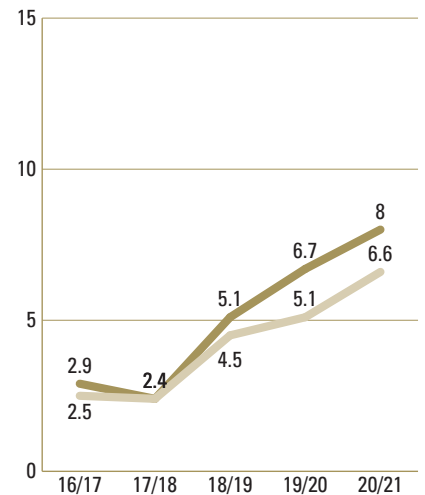
NUMBER OF PLAYERS



AVERAGE NUMBER OF GAMES PLAYED

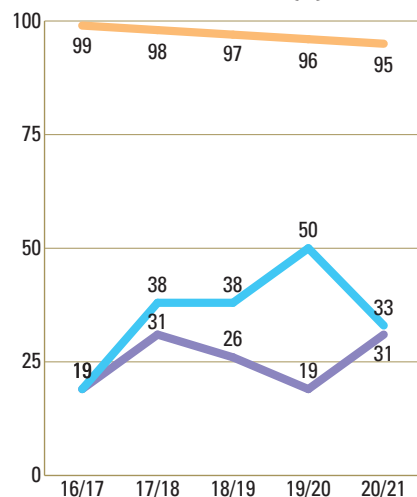


MINUTES PER GAME

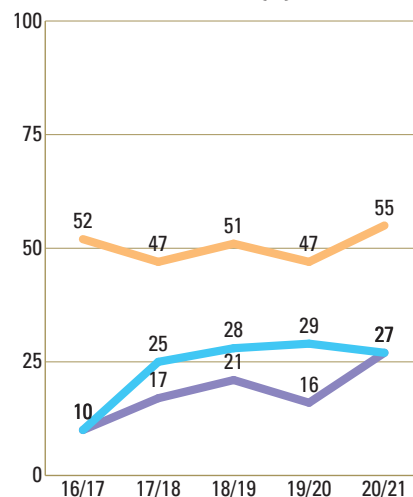


TURNOVER OF PLAYERS

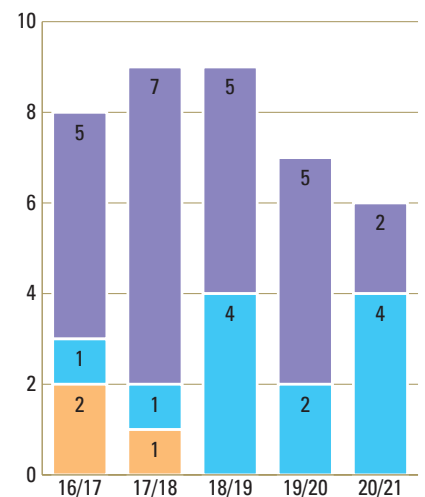
PLAYERS ALREADY IN THE COUNTRY (%)



PLAYERS ALREADY IN THE CLUB (%)



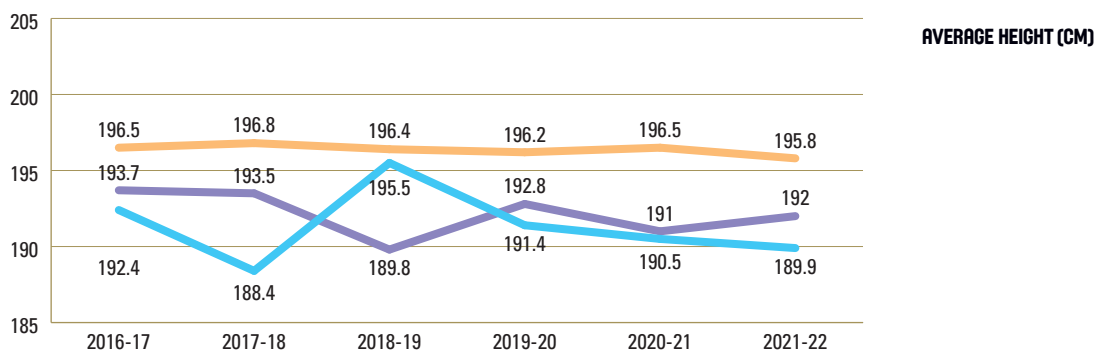
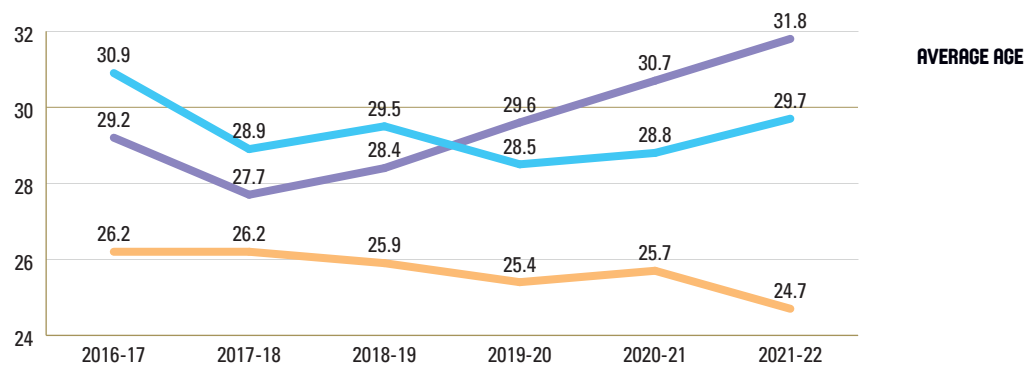
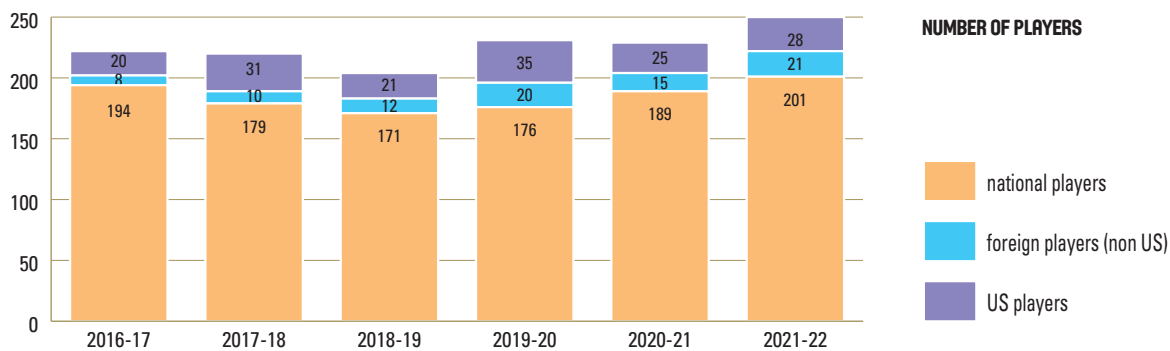
PLAYERS SIGNED DURING THE SEASON



LEAGUE PROFILE

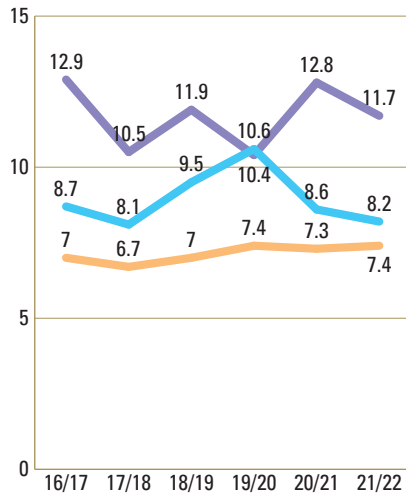
	2016-17	2017-18	2018-19	2019-20	2020-21	2021-22
Number of teams	15	15	14	16	16	17
Number of regular season games	210	210	182	216	240	272
Number of regular season games per team	28	28	26	27	30	32
Number of players	222	220	204	231	229	250
% of foreigners	13	18	16	23	17	20
Number of nationalities represented	6	10	10	9	9	9
Average age	26.6	26.5	26.4	26.3	26.4	25.9
Average height (cm)	196.1	196	195.7	195.3	195.5	194.9
Average team points per game	77.1	75.3	79.3	81.2	79.6	77.7
Average minutes per game played by the five most field players	27	26	26.8	27.2	26.5	27.4
Average number of players fielded per team during the season	14.9	14.7	14.6	14.7	14.4	14.8

PLAYERS OVERVIEW

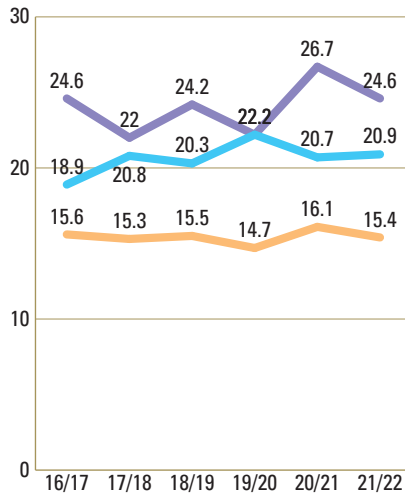


GAME OVERVIEW

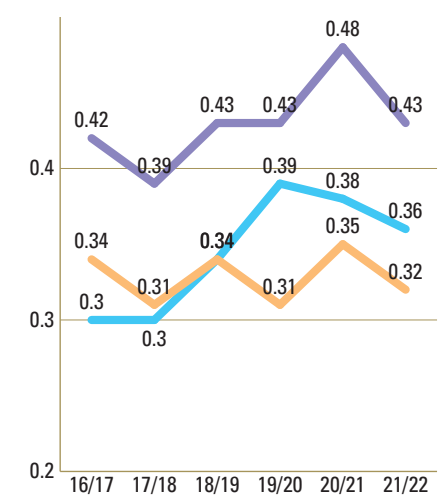
POINTS PER GAME



MINUTES PER GAME



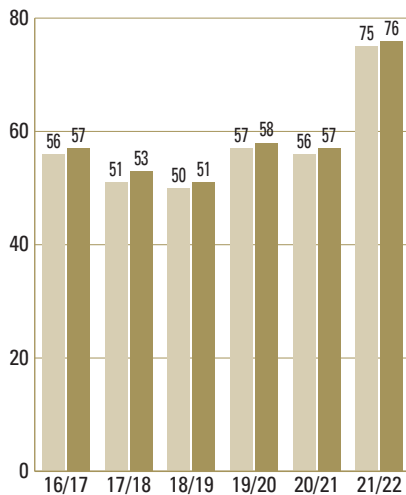
POINTS PER MINUTE



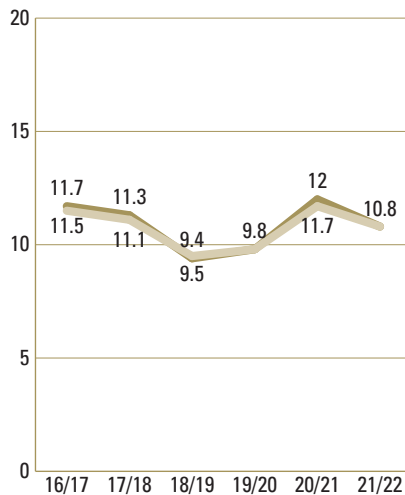
U21 PLAYERS

■ All U21 ■ National U21 only

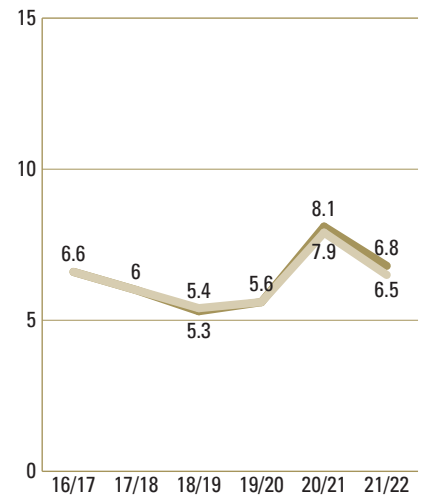
NUMBER OF PLAYERS



AVERAGE NUMBER OF GAMES PLAYED

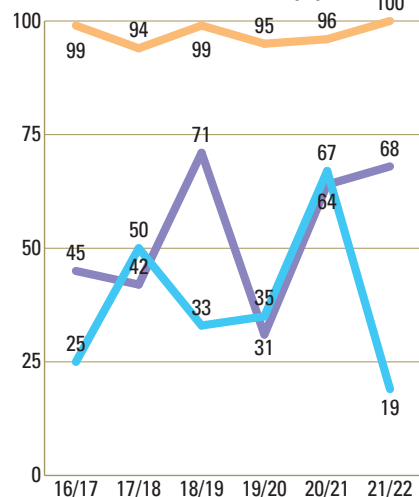


MINUTES PER GAME

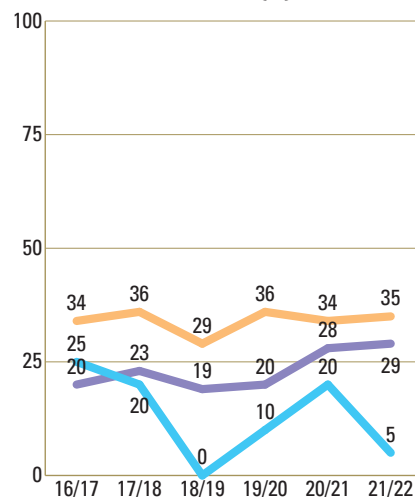


TURNOVER OF PLAYERS

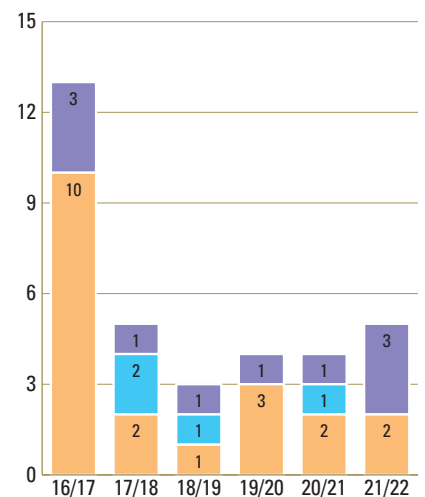
PLAYERS ALREADY IN THE COUNTRY (%)



PLAYERS ALREADY IN THE CLUB (%)



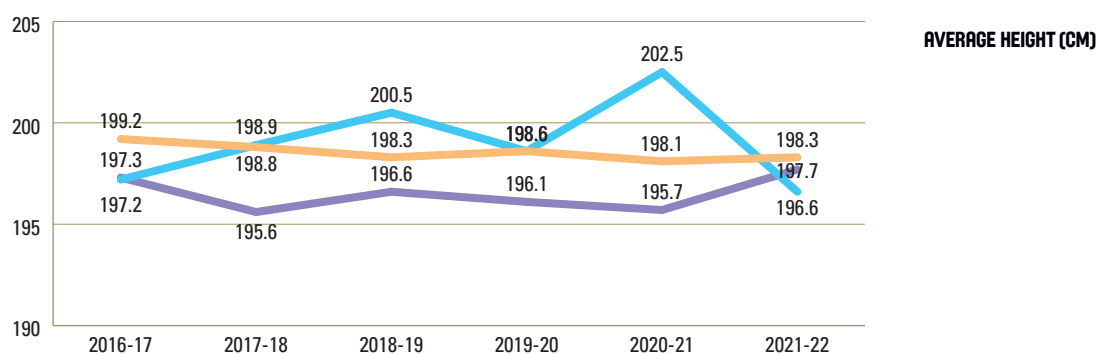
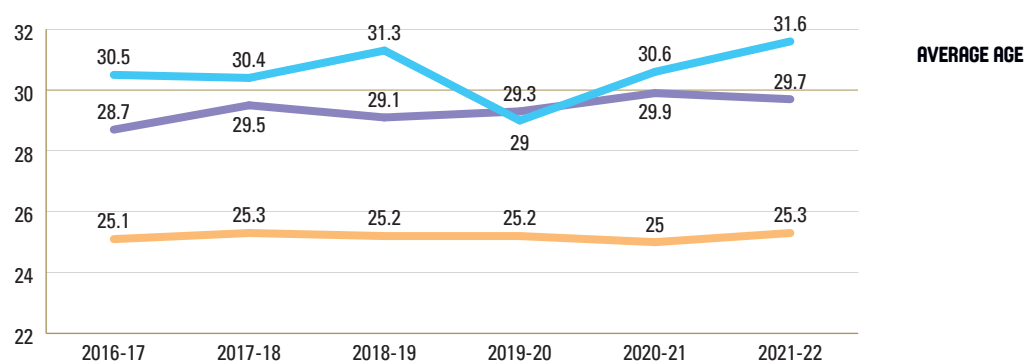
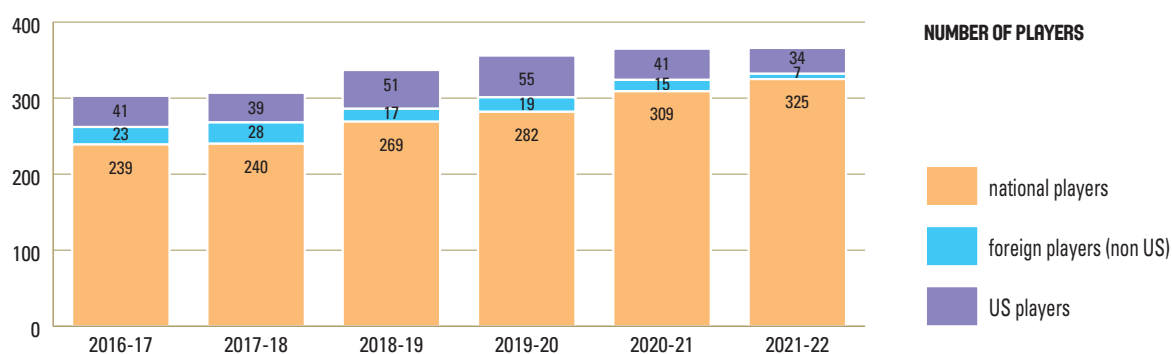
PLAYERS SIGNED DURING THE SEASON



LEAGUE PROFILE

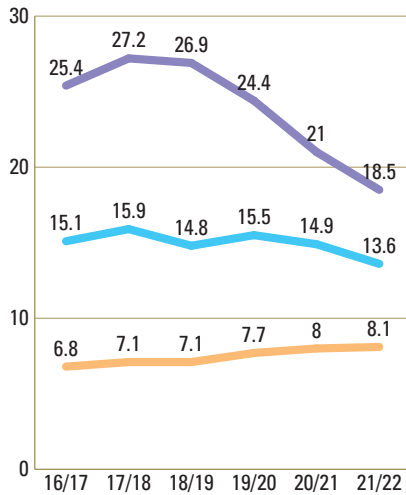
	2016-17	2017-18	2018-19	2019-20	2020-21	2021-22
Number of teams	20	20	20	20	19	20
Number of regular season games	380	380	460	460	504	380
Number of regular season games per team	38	38	46	46	53	38
Number of players	303	307	337	356	365	366
% of foreigners	21	22	20	21	15	11
Number of nationalities represented	15	20	13	16	12	6
Average age	26	26.3	26.1	26	25.7	25.8
Average height (cm)	198.8	198.4	198.2	198.2	198	198.2
Average team points per game	86.5	89.4	89	85.8	86.7	83.4
Average minutes per game played by the five most field players	26.6	25.9	24.3	23.4	23.1	22.3
Average number of players fielded per team during the season	15.2	15.4	16.9	17.8	19.4	18.4

PLAYERS OVERVIEW

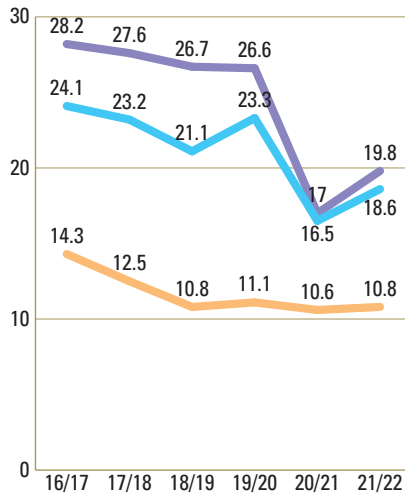


GAME OVERVIEW

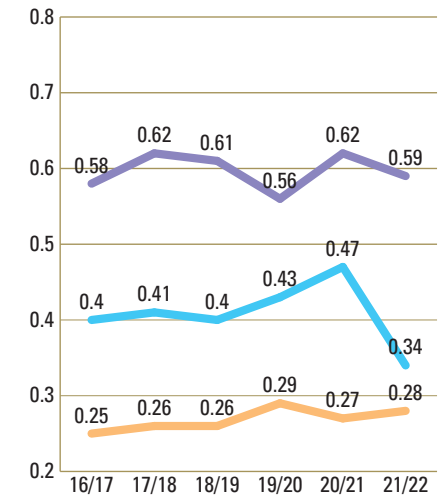
POINTS PER GAME



MINUTES PER GAME



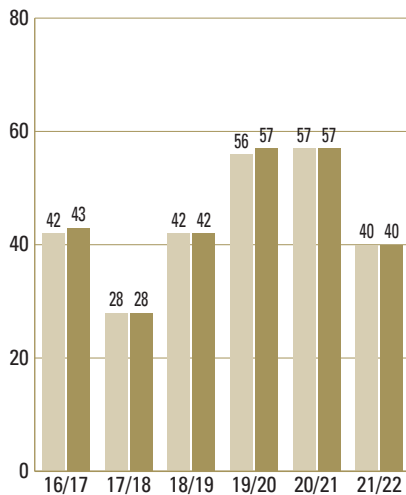
POINTS PER MINUTE



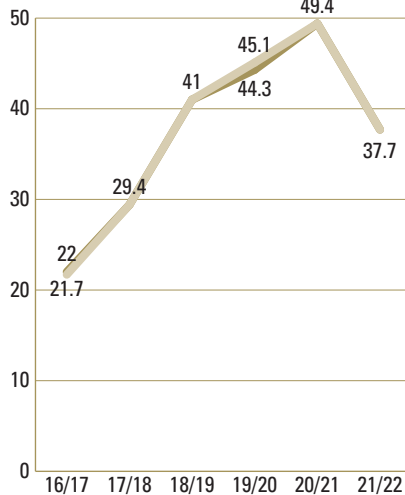
U21 PLAYERS

■ All U21 ■ National U21 only

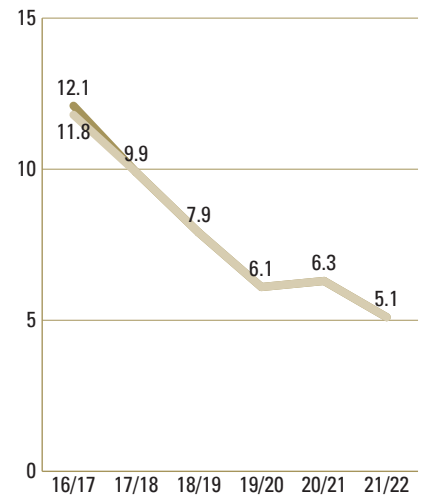
NUMBER OF PLAYERS



AVERAGE NUMBER OF GAMES PLAYED

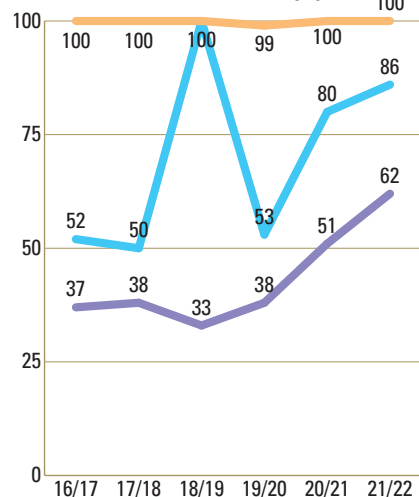


MINUTES PER GAME

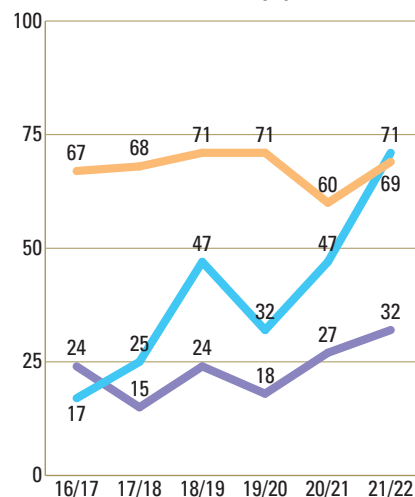


TURNOVER OF PLAYERS

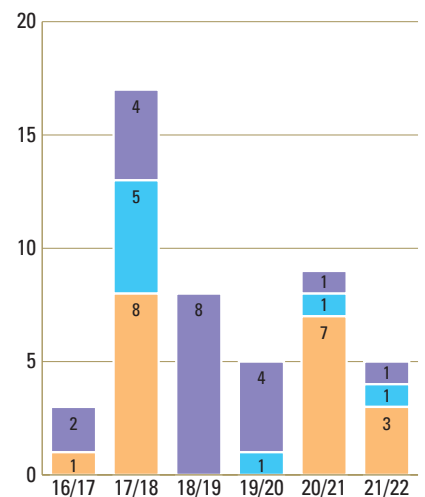
PLAYERS ALREADY IN THE COUNTRY (%)



PLAYERS ALREADY IN THE CLUB (%)



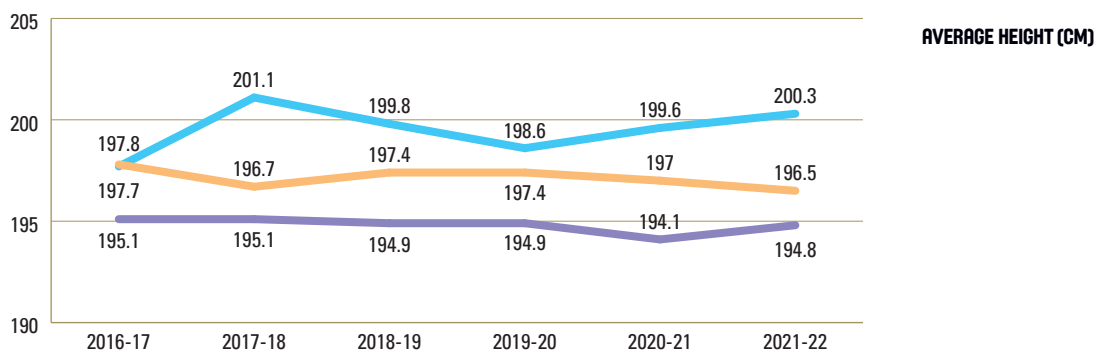
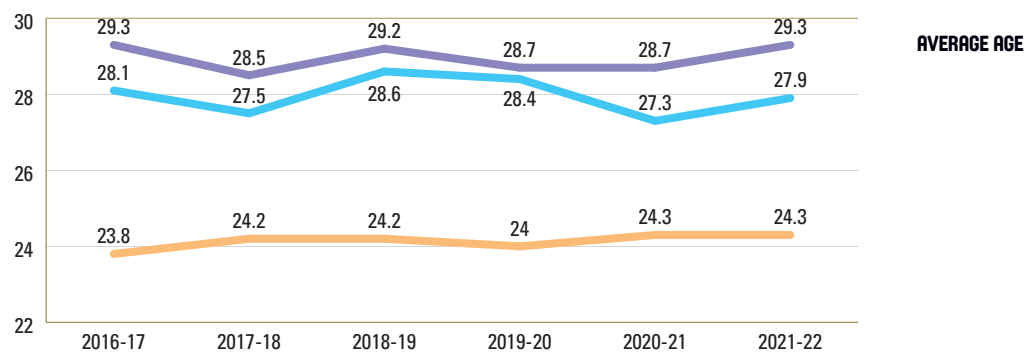
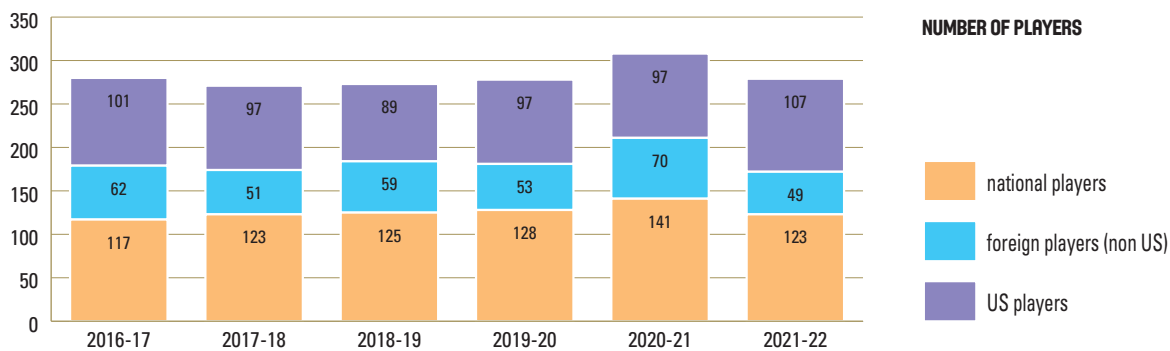
PLAYERS SIGNED DURING THE SEASON



LEAGUE PROFILE

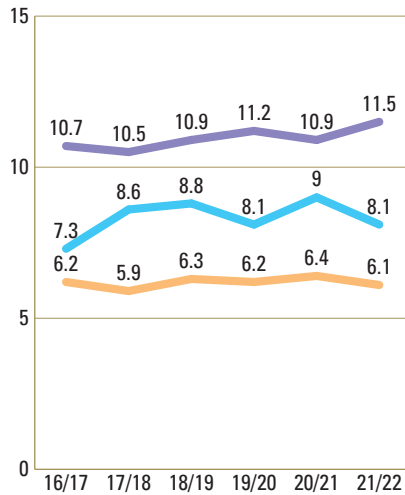
	2016-17	2017-18	2018-19	2019-20	2020-21	2021-22
Number of teams	18	18	18	18	18	18
Number of regular season games	306	306	306	225	306	306
Number of regular season games per team	34	34	34	25	34	34
Number of players	280	271	273	278	308	279
% of foreigners	58	55	54	54	54	56
Number of nationalities represented	37	37	43	35	37	36
Average age	26.7	26.4	26.8	26.5	26.4	27
Average height (cm)	196.8	197	197.1	196.8	196.7	197
Average team points per game	76	78.9	80.6	81.8	80.9	81
Average minutes per game played by the five most field players	26.2	25.5	26.1	25.2	25.4	25
Average number of players fielded per team during the season	15.7	15.6	15.4	15.7	17.4	16

PLAYERS OVERVIEW

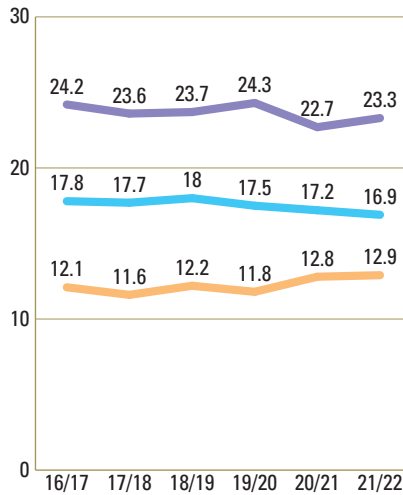


GAME OVERVIEW

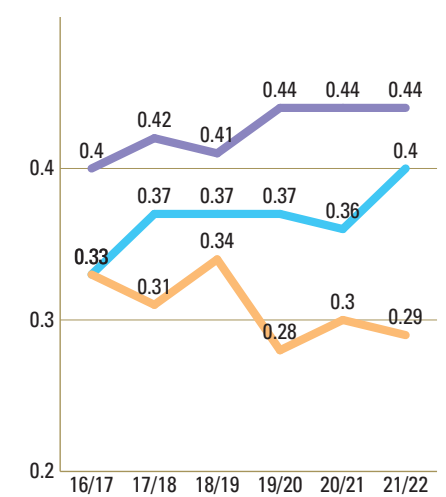
POINTS PER GAME



MINUTES PER GAME



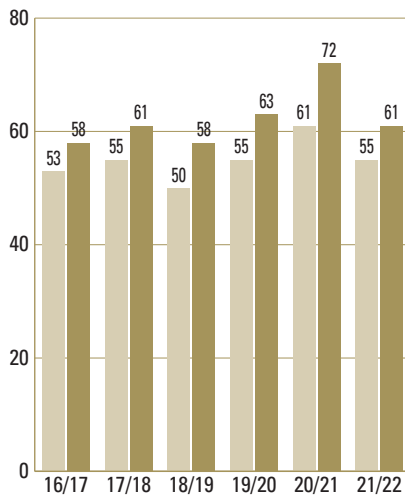
POINTS PER MINUTE



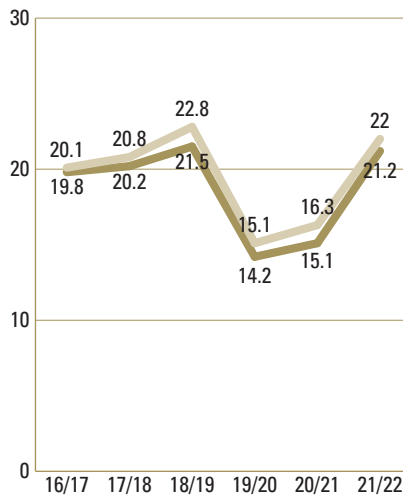
U21 PLAYERS

■ All U21 ■ National U21 only

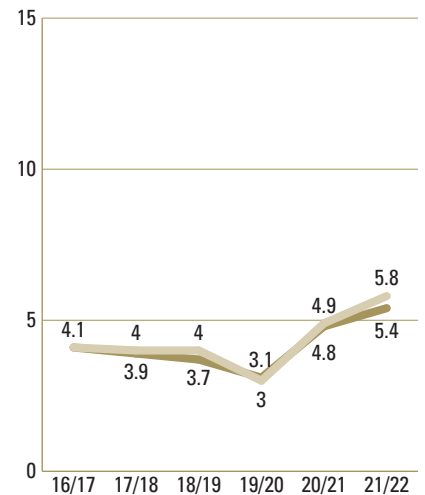
NUMBER OF PLAYERS



AVERAGE NUMBER OF GAMES PLAYED

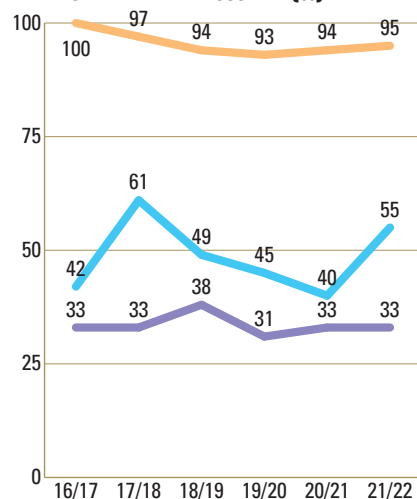


MINUTES PER GAME

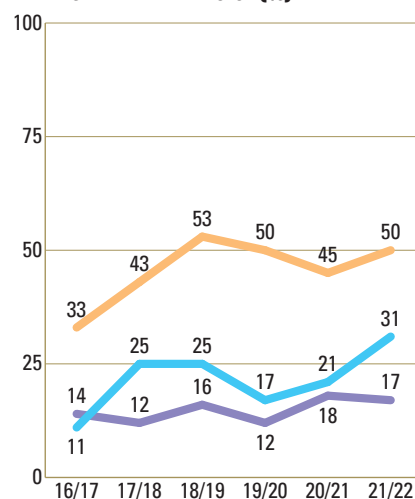


TURNOVER OF PLAYERS

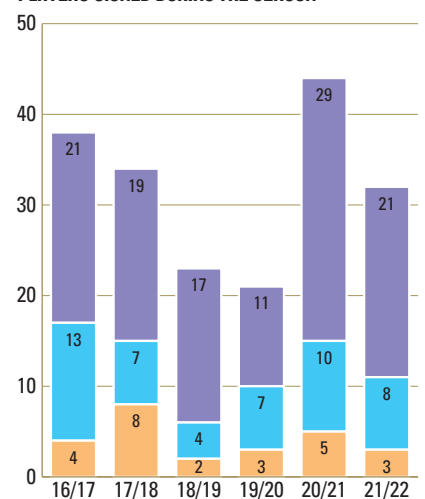
PLAYERS ALREADY IN THE COUNTRY (%)



PLAYERS ALREADY IN THE CLUB (%)



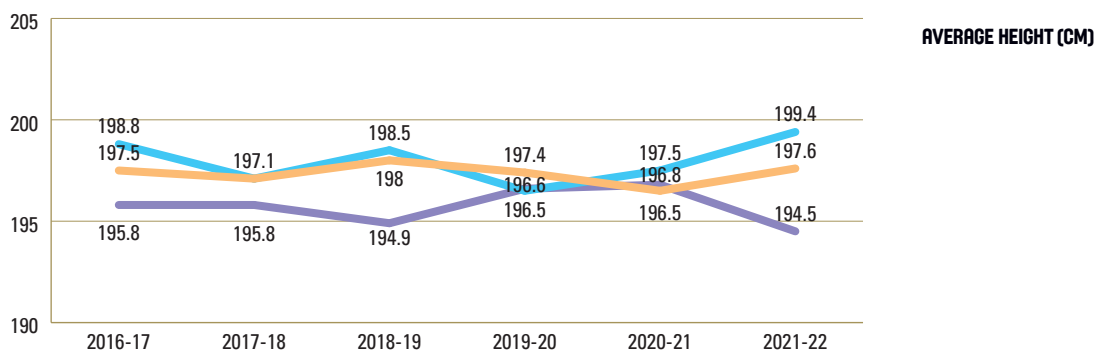
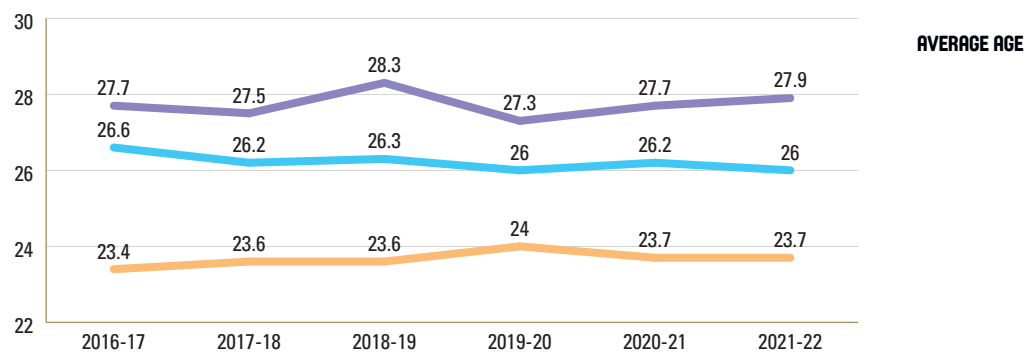
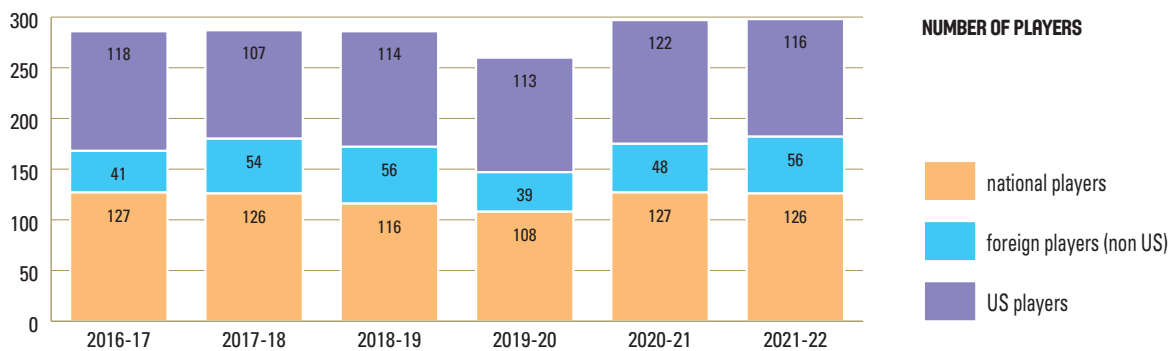
PLAYERS SIGNED DURING THE SEASON



LEAGUE PROFILE

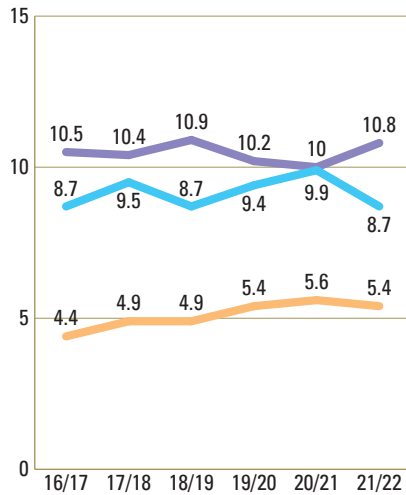
	2016-17	2017-18	2018-19	2019-20	2020-21	2021-22
Number of teams	18	18	18	17	18	18
Number of regular season games	288	306	306	174	306	306
Number of regular season games per team	32	34	34	20	34	34
Number of players	286	287	286	260	297	298
% of foreigners	55	56	59	58	57	57
Number of nationalities represented	27	28	26	26	28	32
Average age	25.6	25.5	26	25.7	25.7	25.8
Average height (cm)	197	196.6	196.9	196.9	196.8	196.7
Average team points per game	79.3	81	84.5	84.4	83.8	81.8
Average minutes per game played by the five most field players	25.2	25	25.1	24.9	24.2	25.4
Average number of players fielded per team during the season	16.2	16.3	16.2	15.8	16.7	16.8

PLAYERS OVERVIEW

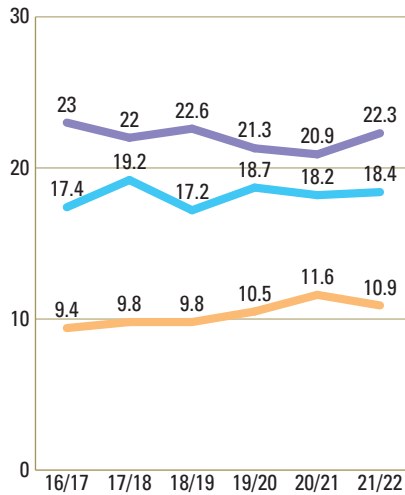


GAME OVERVIEW

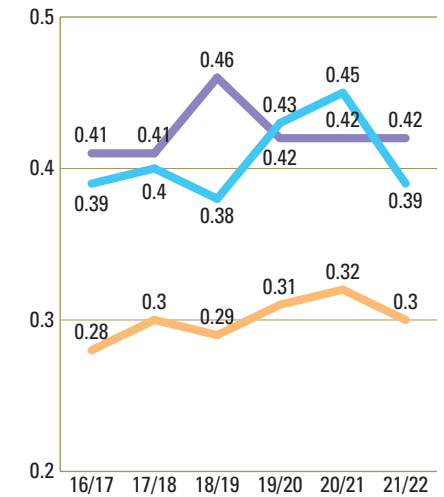
POINTS PER GAME



MINUTES PER GAME



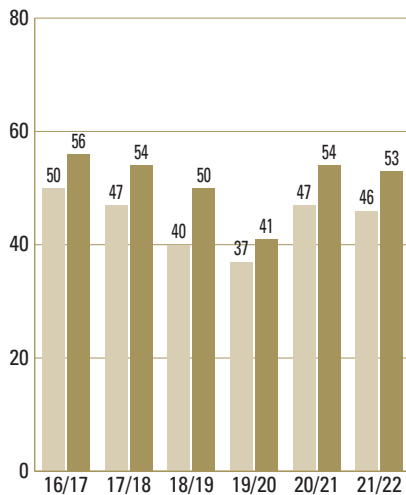
POINTS PER MINUTE



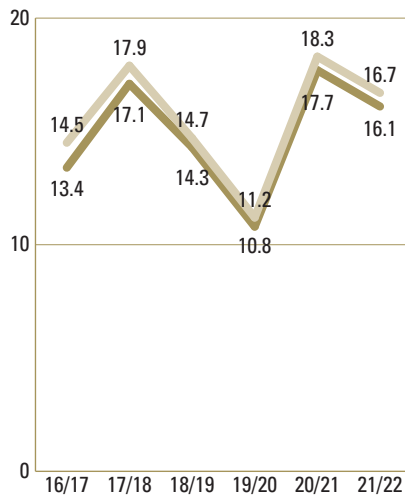
U21 PLAYERS

■ All U21
 ■ National U21 only

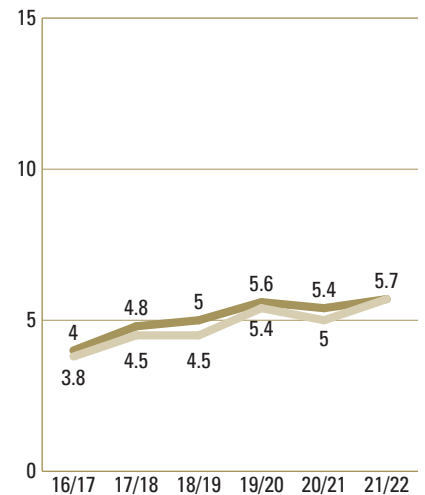
NUMBER OF PLAYERS



AVERAGE NUMBER OF GAMES PLAYED

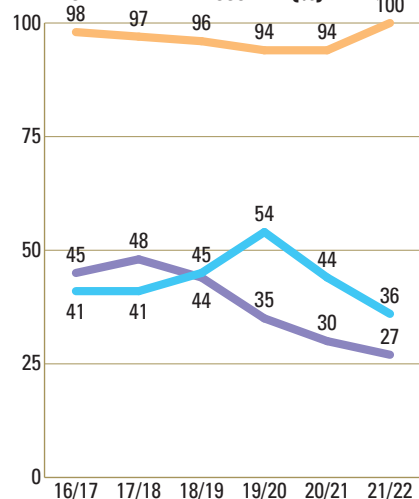


MINUTES PER GAME

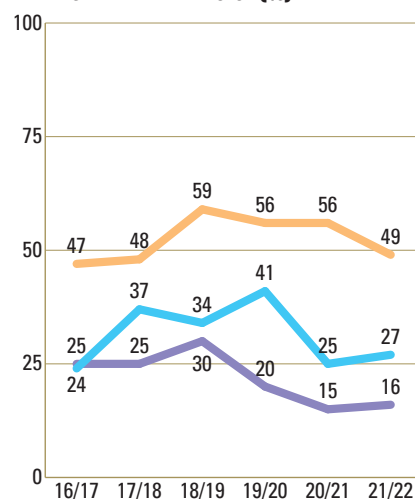


TURNOVER OF PLAYERS

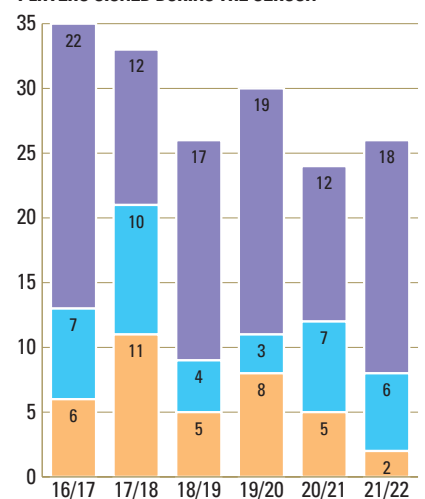
PLAYERS ALREADY IN THE COUNTRY (%)



PLAYERS ALREADY IN THE CLUB (%)



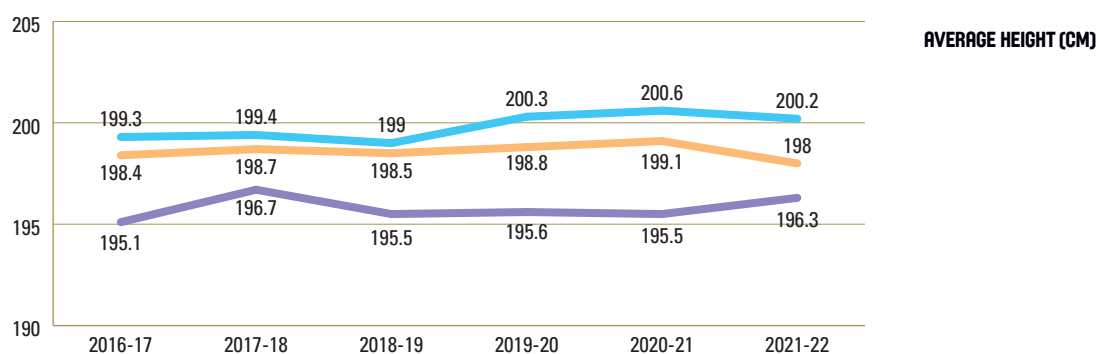
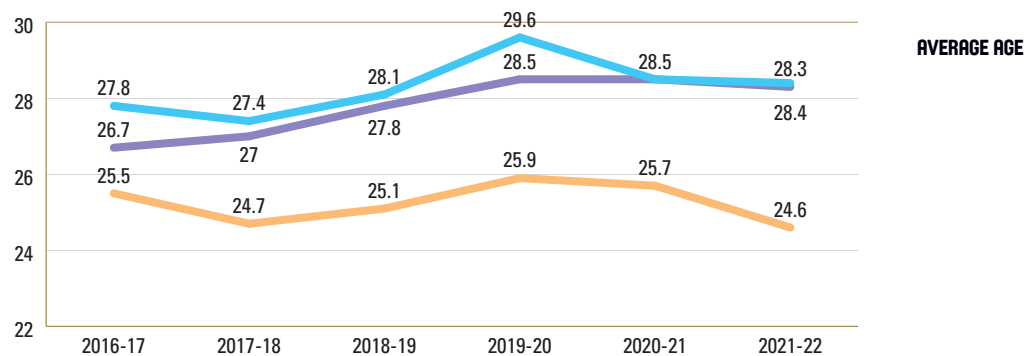
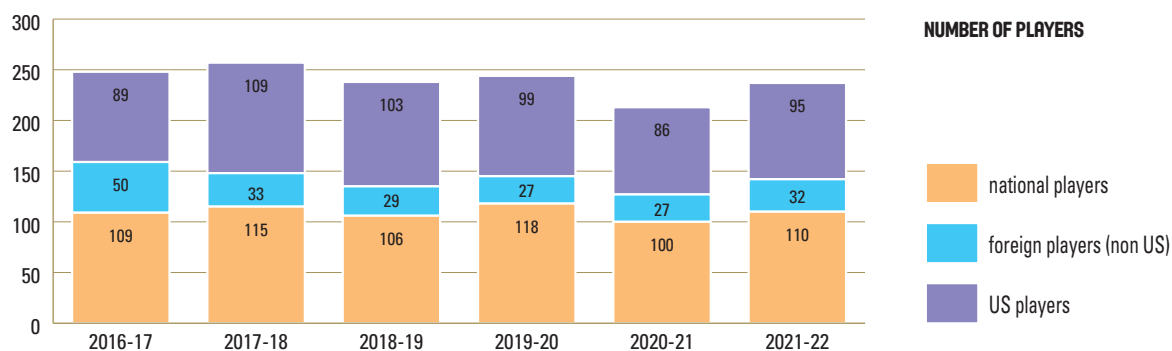
PLAYERS SIGNED DURING THE SEASON



LEAGUE PROFILE

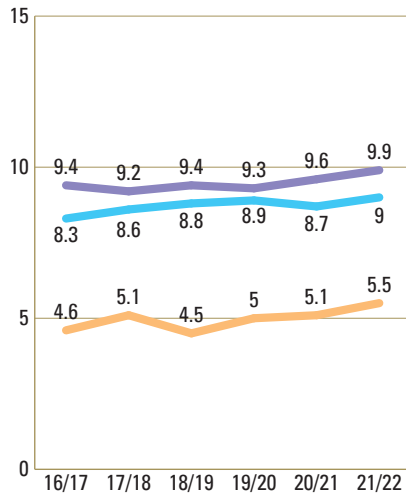
	2016-17	2017-18	2018-19	2019-20	2020-21	2021-22
Number of teams	14	14	14	14	12	13
Number of regular season games	182	182	182	140	132	156
Number of regular season games per team	26	26	26	20	22	24
Number of players	248	257	238	244	213	237
% of foreigners	56	55	55	52	53	54
Number of nationalities represented	27	22	21	21	20	21
Average age	26.4	26	26.6	27.4	27.1	26.5
Average height (cm)	197.4	197.9	197.3	197.7	197.9	197.6
Average team points per game	73.7	77.1	76.2	78.1	77.4	77.2
Average minutes per game played by the five most field players	23.9	23.8	23.8	23.9	24.9	24.8
Average number of players fielded per team during the season	17.8	18.6	17.1	17.8	18.4	18.7

PLAYERS OVERVIEW

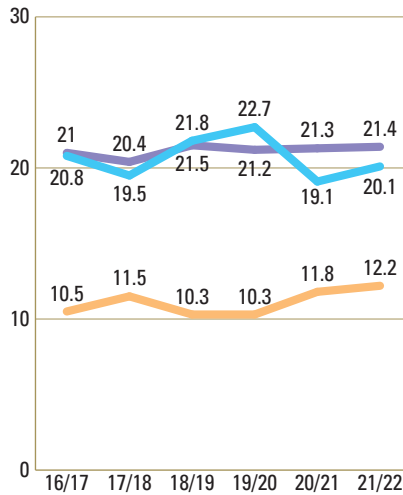


GAME OVERVIEW

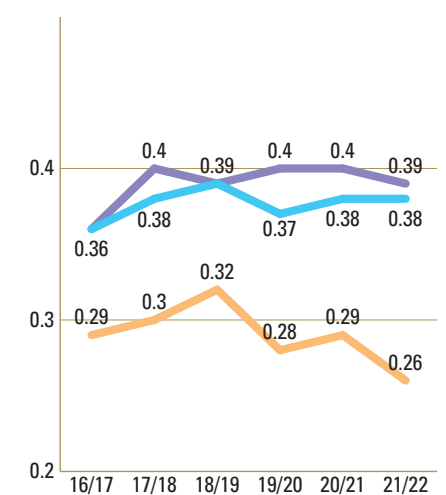
POINTS PER GAME



MINUTES PER GAME



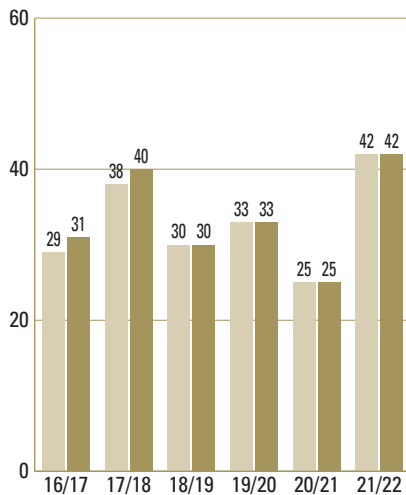
POINTS PER MINUTE



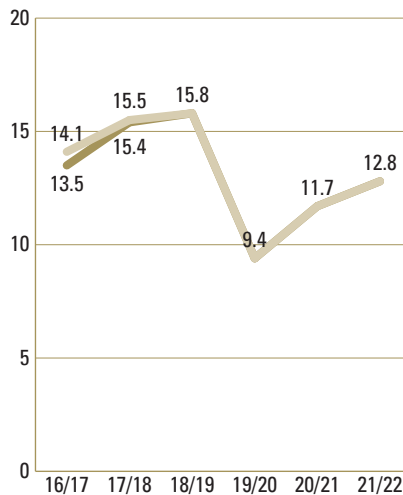
U21 PLAYERS

■ All U21 ■ National U21 only

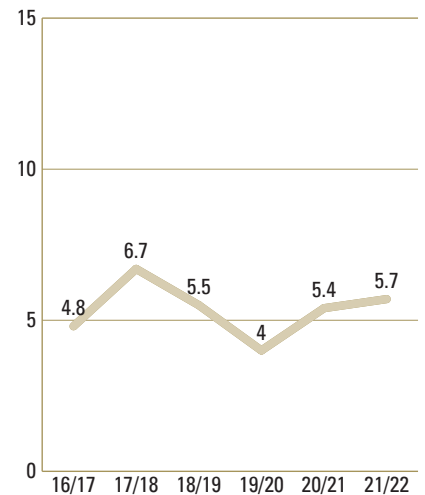
NUMBER OF PLAYERS



AVERAGE NUMBER OF GAMES PLAYED

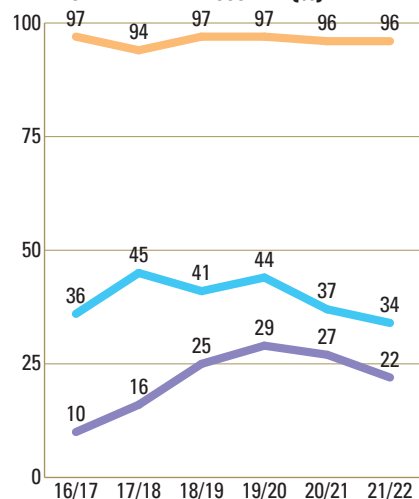


MINUTES PER GAME

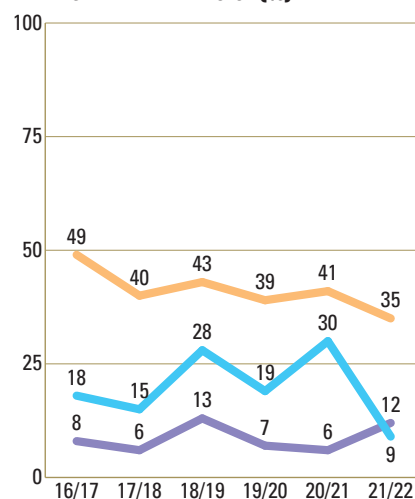


TURNOVER OF PLAYERS

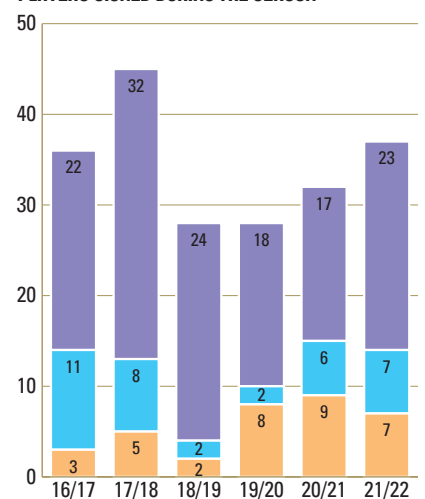
PLAYERS ALREADY IN THE COUNTRY (%)



PLAYERS ALREADY IN THE CLUB (%)



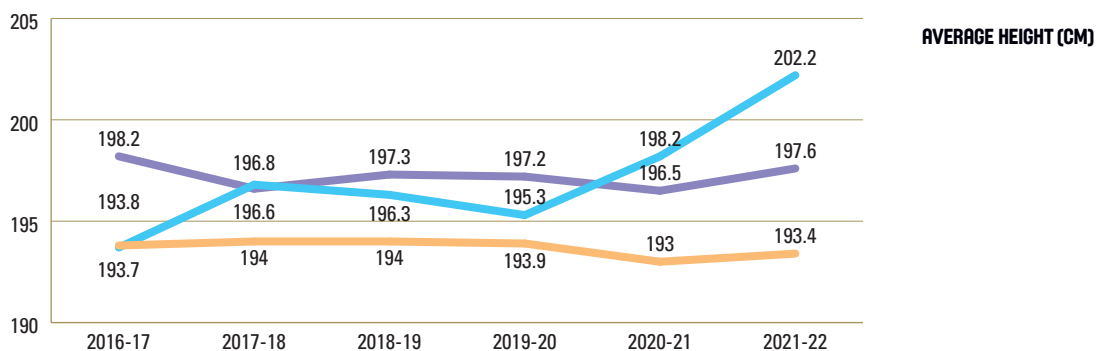
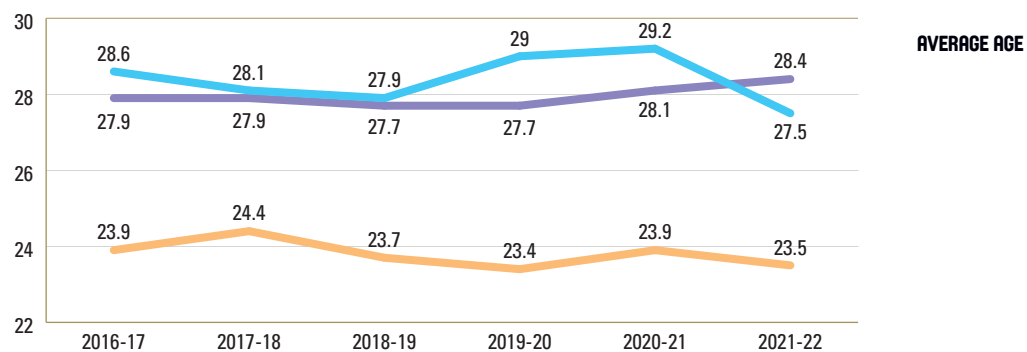
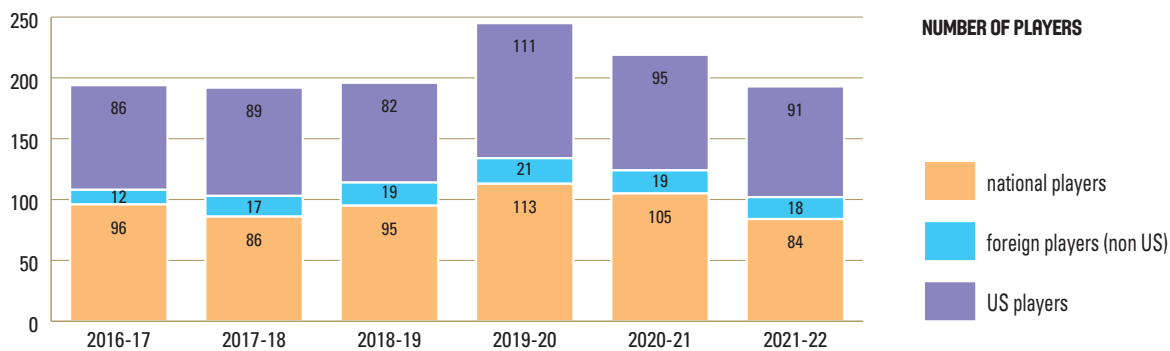
PLAYERS SIGNED DURING THE SEASON



LEAGUE PROFILE

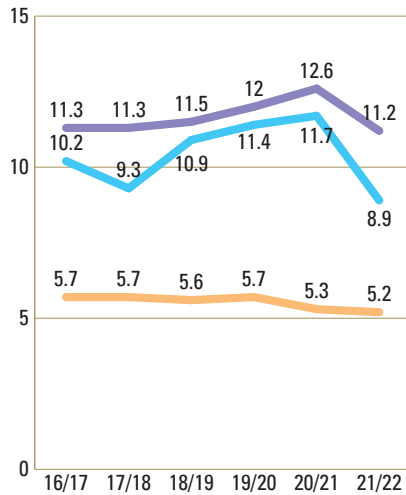
	2016-17	2017-18	2018-19	2019-20	2020-21	2021-22
Number of teams	12	12	12	12	13	12
Number of regular season games	198	198	198	174	192	162
Number of regular season games per team	33	33	33	29	30	27
Number of players	194	192	196	245	219	193
% of foreigners	51	55	51	54	52	56
Number of nationalities represented	13	17	18	17	17	16
Average age	25.9	26.3	25.8	25.8	26.2	26.1
Average height (cm)	195.7	195.4	195.5	195.5	194.9	196.1
Average team points per game	79.7	81.7	83.3	83.5	86.2	79.9
Average minutes per game played by the five most field players	26.8	26.2	26.9	26.6	27.4	26.7
Average number of players fielded per team during the season	17.1	16.6	17	21.1	17.6	16.8

PLAYERS OVERVIEW

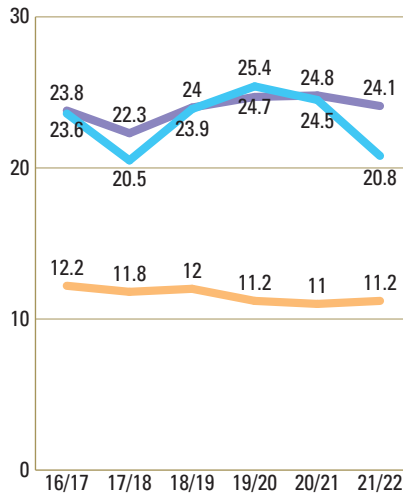


GAME OVERVIEW

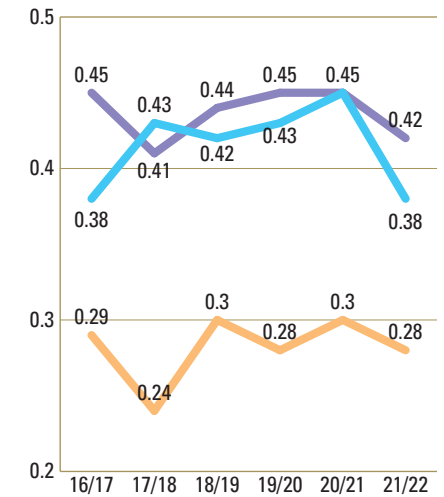
POINTS PER GAME



MINUTES PER GAME



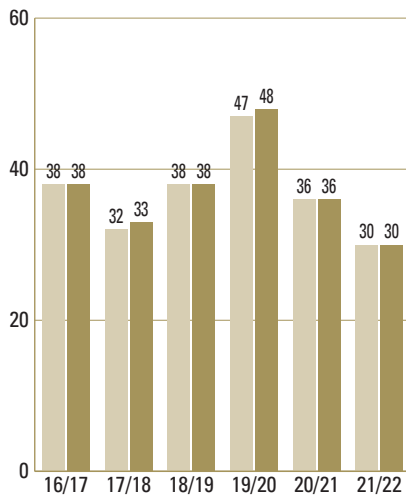
POINTS PER MINUTE



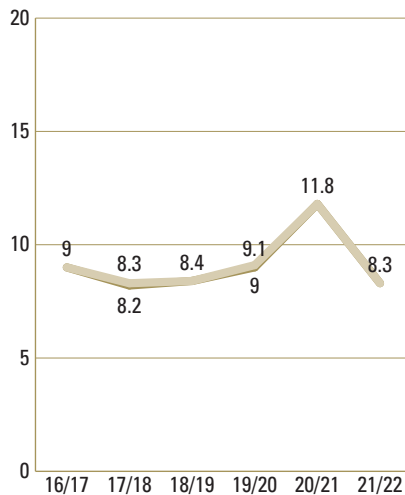
U21 PLAYERS

■ All U21 ■ National U21 only

NUMBER OF PLAYERS



AVERAGE NUMBER OF GAMES PLAYED

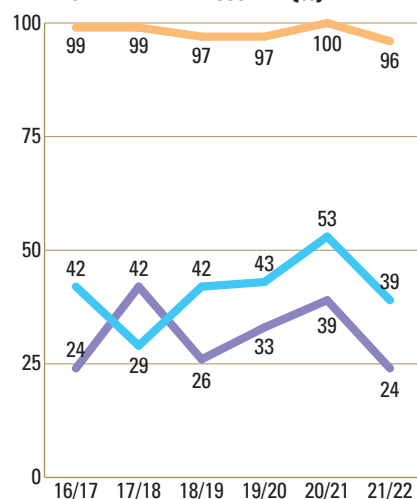


MINUTES PER GAME

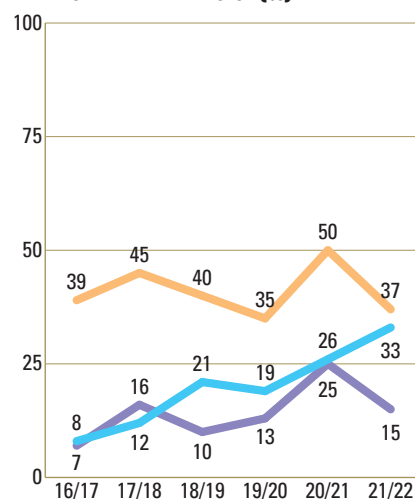


TURNOVER OF PLAYERS

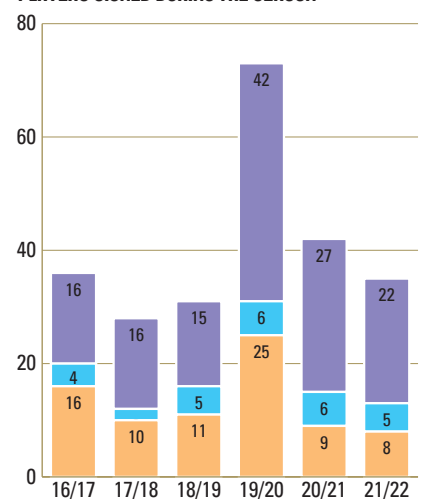
PLAYERS ALREADY IN THE COUNTRY (%)



PLAYERS ALREADY IN THE CLUB (%)



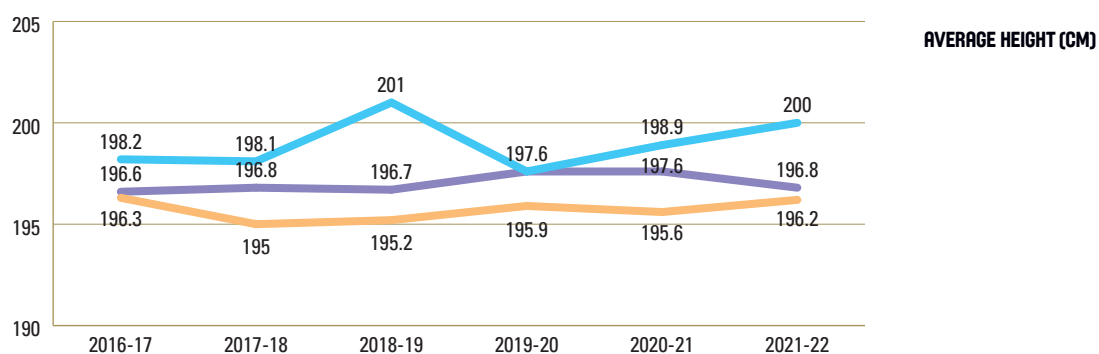
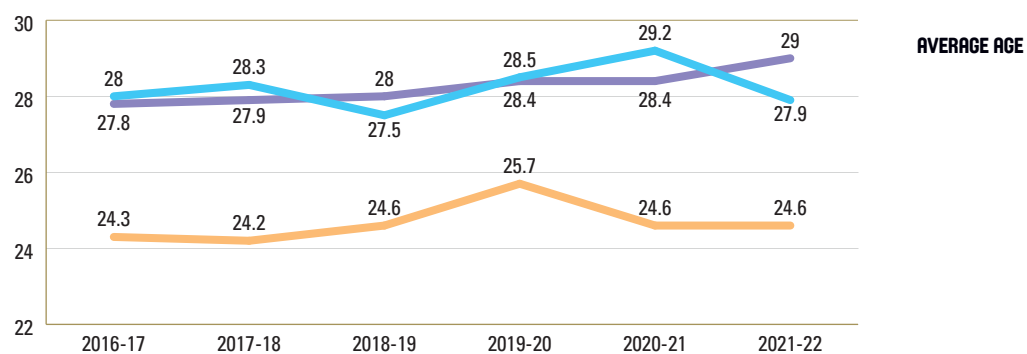
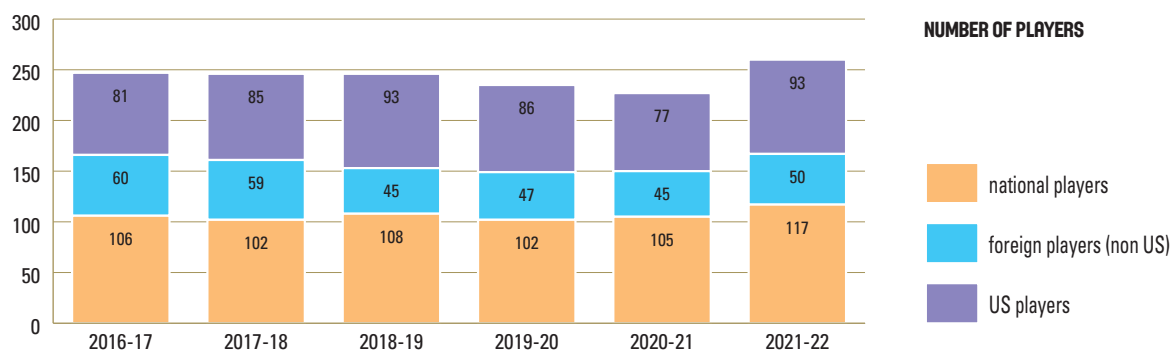
PLAYERS SIGNED DURING THE SEASON



LEAGUE PROFILE

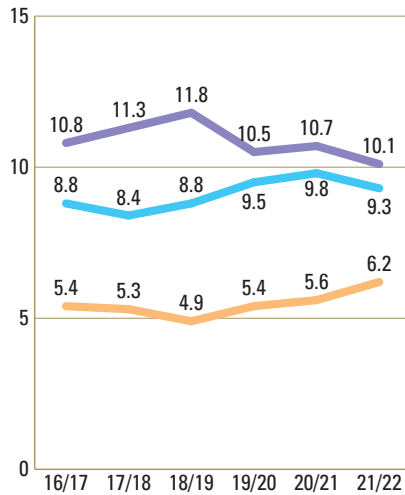
	2016-17	2017-18	2018-19	2019-20	2020-21	2021-22
Number of teams	16	16	16	17	15	16
Number of regular season games	240	240	240	175	219	240
Number of regular season games per team	30	30	30	21	29	30
Number of players	247	246	246	235	227	260
% of foreigners	57	58	56	57	54	55
Number of nationalities represented	32	33	25	28	24	24
Average age	26.4	26.4	26.4	27.3	26.8	26.8
Average height (cm)	196.9	196.4	196.8	196.9	196.9	197.2
Average team points per game	78.7	79.6	81.8	79.6	81.6	80.3
Average minutes per game played by the five most field players	26.2	25.8	26.7	26.1	25.7	25.3
Average number of players fielded per team during the season	15.8	15.8	15.8	13.9	15.3	16.8

PLAYERS OVERVIEW

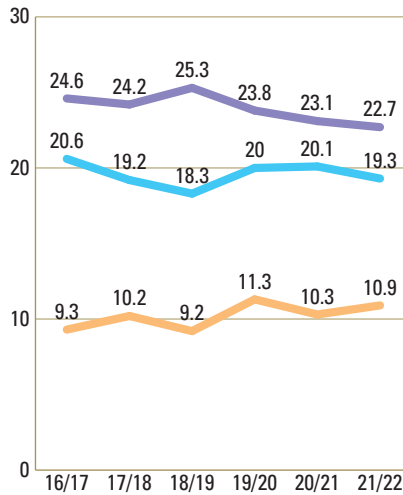


GAME OVERVIEW

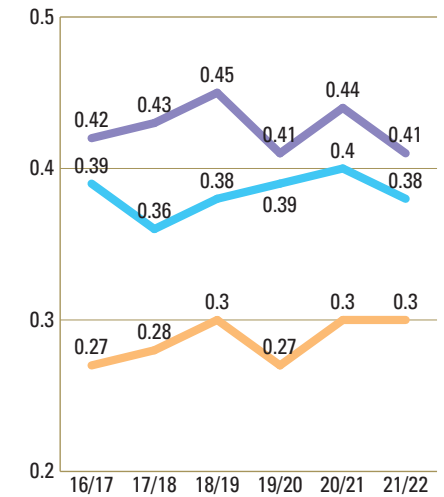
POINTS PER GAME



MINUTES PER GAME



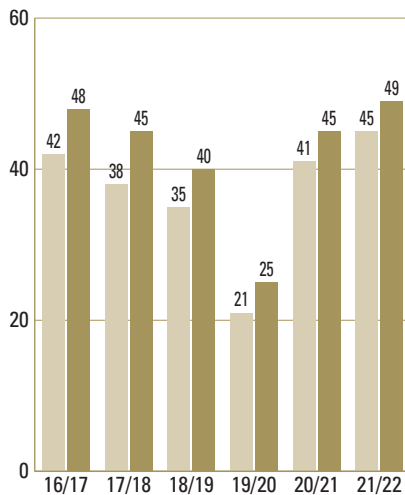
POINTS PER MINUTE



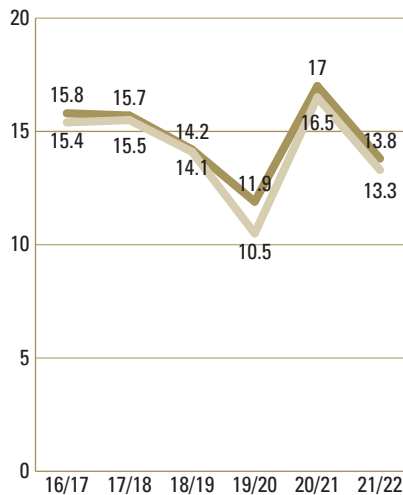
U21 PLAYERS

■ All U21 ■ National U21 only

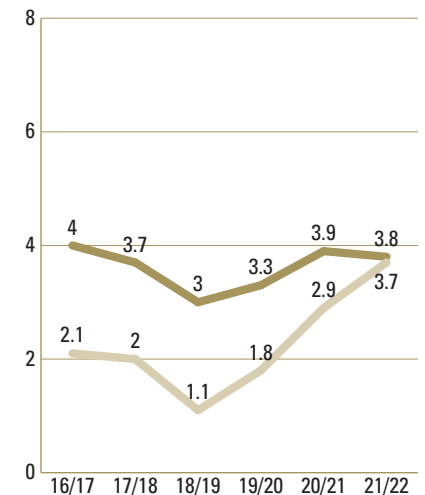
NUMBER OF PLAYERS



AVERAGE NUMBER OF GAMES PLAYED

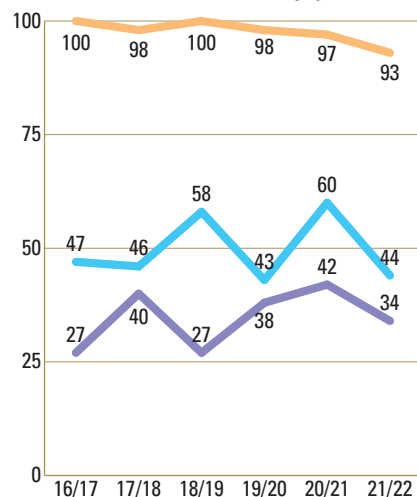


MINUTES PER GAME

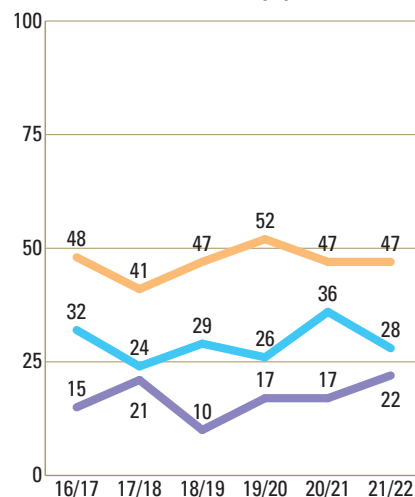


TURNOVER OF PLAYERS

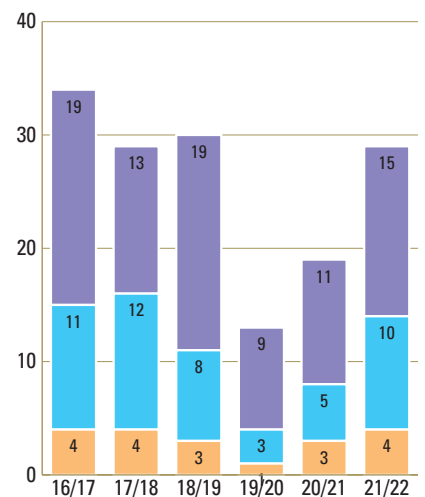
PLAYERS ALREADY IN THE COUNTRY (%)



PLAYERS ALREADY IN THE CLUB (%)



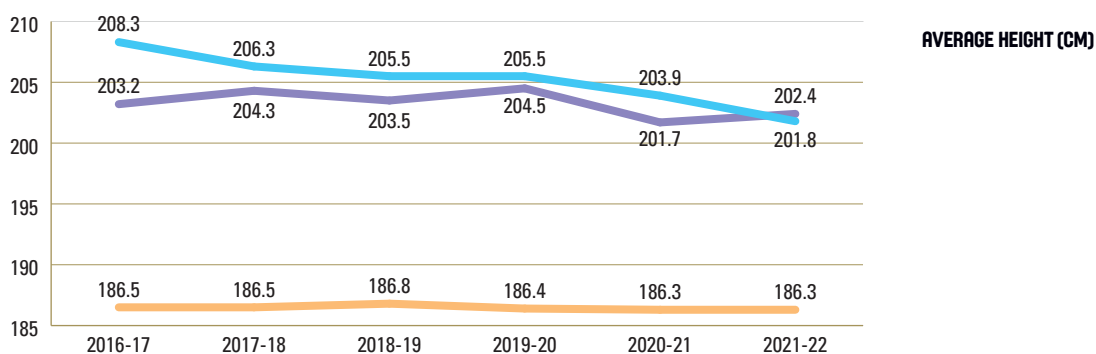
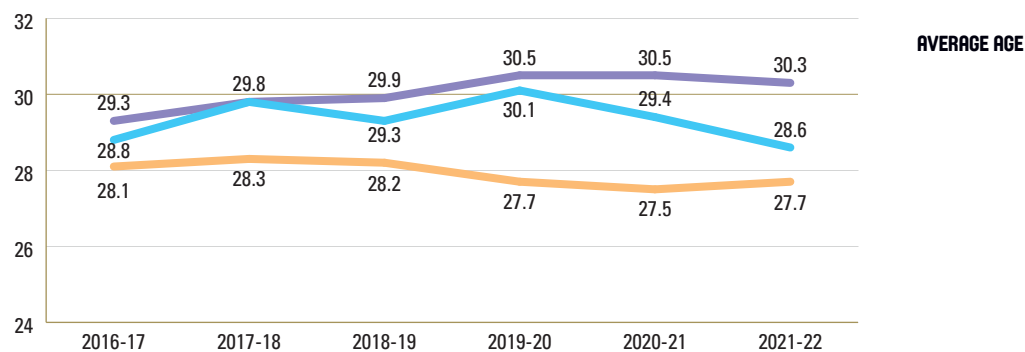
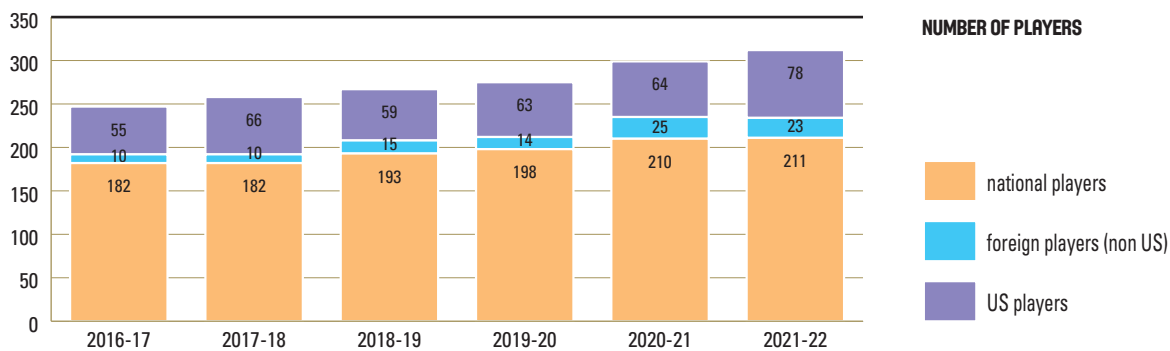
PLAYERS SIGNED DURING THE SEASON



LEAGUE PROFILE

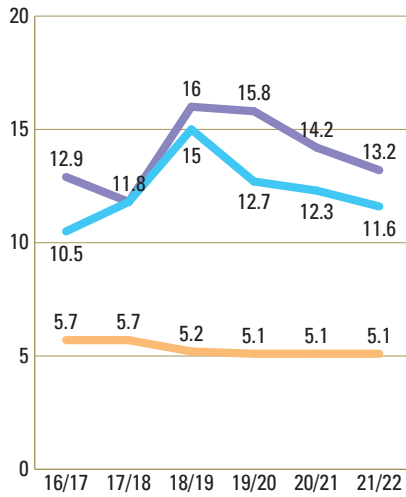
	2016-17	2017-18	2018-19	2019-20	2020-21	2021-22
Number of teams	18	18	18	18	20	22
Number of regular season games	540	540	540	369	574	649
Number of regular season games per team	60	60	60	41	57	59
Number of players	247	258	267	275	299	312
% of foreigners	26	29	28	28	30	32
Number of nationalities represented	7	9	13	15	24	19
Average age	28.4	28.8	28.7	28.5	28.3	28.4
Average height (cm)	191.3	192	191.7	191.6	191.2	191.6
Average team points per game	75.9	76.6	76.4	76.7	79.8	80.2
Average minutes per game played by the five most field players	24.9	23.9	26.6	26.1	25.1	25.4
Average number of players fielded per team during the season	13.9	14.6	15.1	15.5	15.2	14.4

PLAYERS OVERVIEW

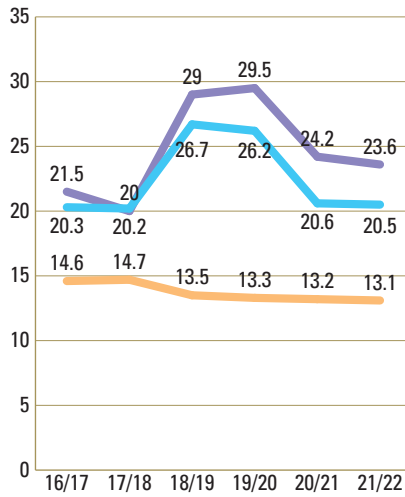


GAME OVERVIEW

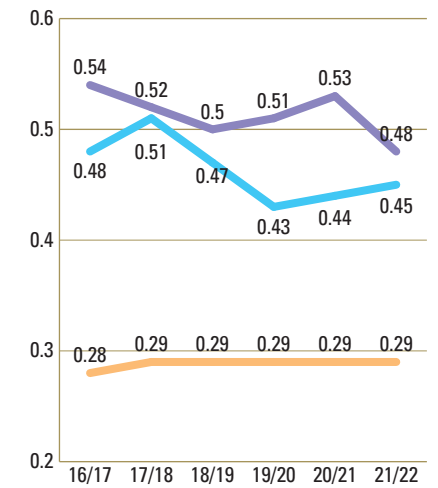
POINTS PER GAME



MINUTES PER GAME



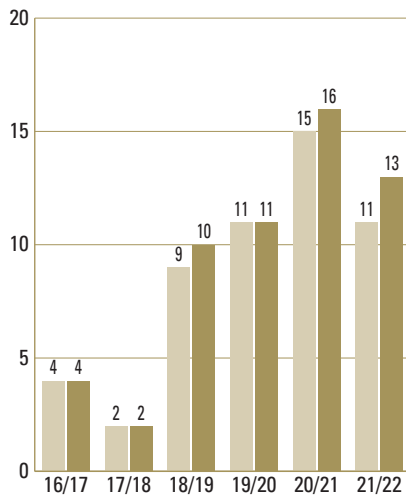
POINTS PER MINUTE



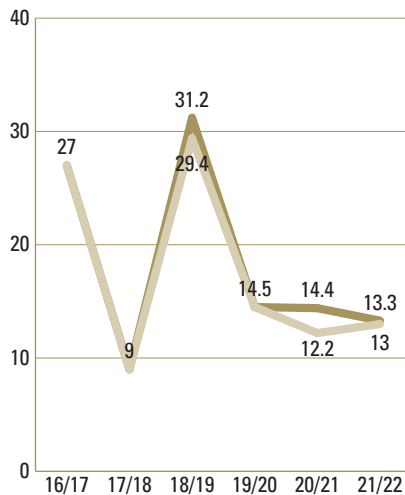
U21 PLAYERS

■ All U21 ■ National U21 only

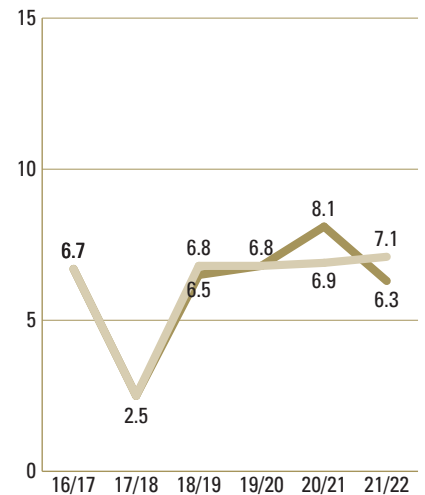
NUMBER OF PLAYERS



AVERAGE NUMBER OF GAMES PLAYED

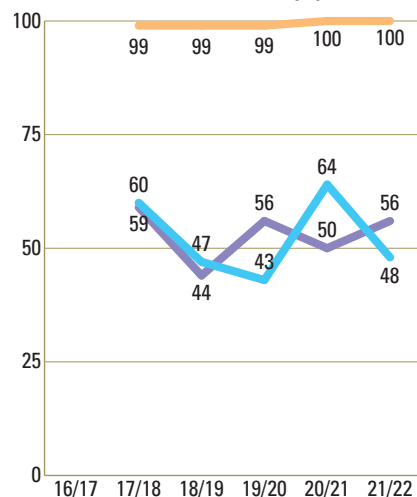


MINUTES PER GAME

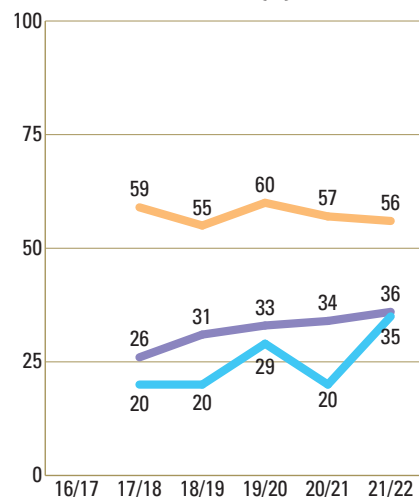


TURNOVER OF PLAYERS

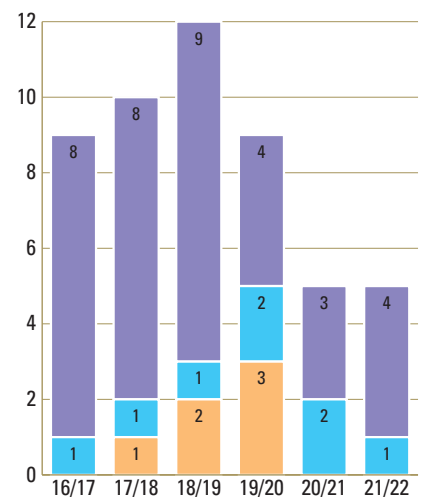
PLAYERS ALREADY IN THE COUNTRY (%)*



PLAYERS ALREADY IN THE CLUB (%)*



PLAYERS SIGNED DURING THE SEASON

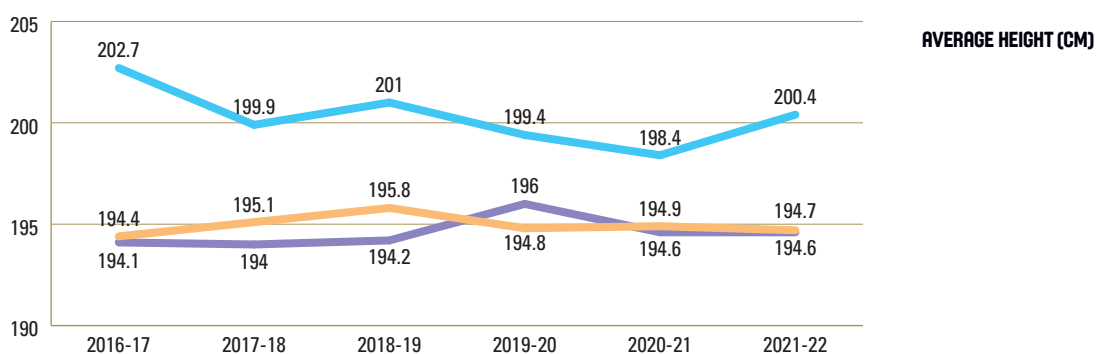
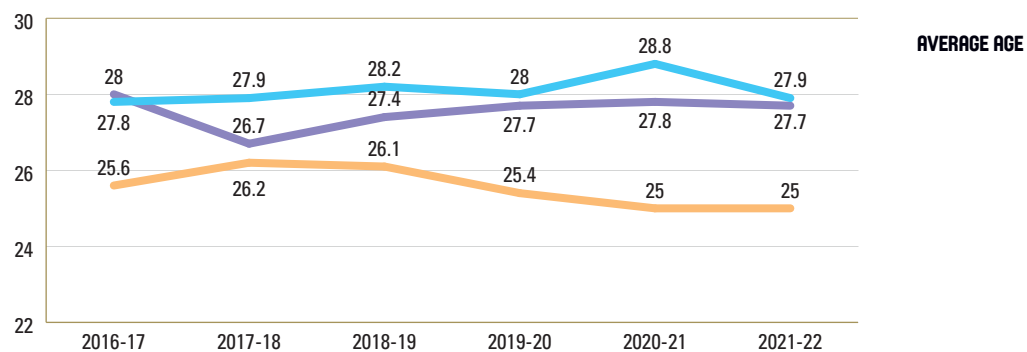
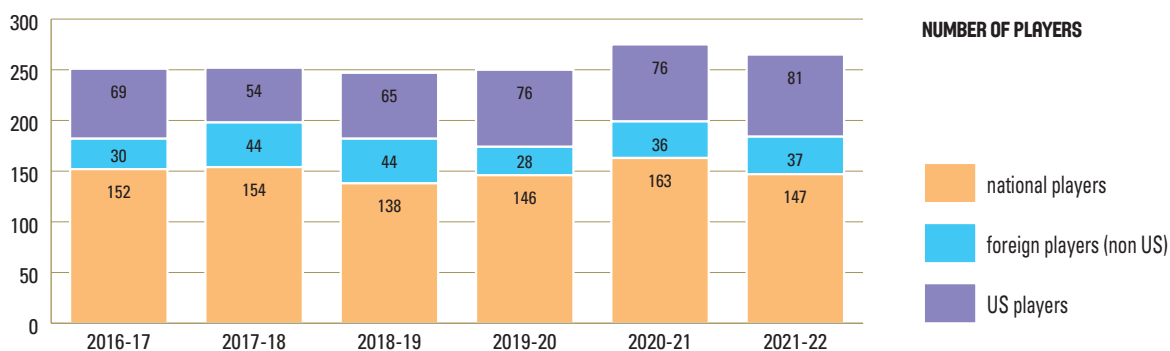


* data not available for 2016/17

LEAGUE PROFILE

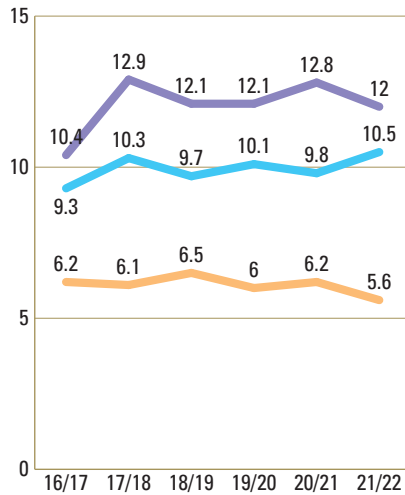
	2016-17	2017-18	2018-19	2019-20	2020-21	2021-22
Number of teams	17	17	16	16	16	16
Number of regular season games	272	272	240	184	240	240
Number of regular season games per team	32	32	30	23	30	30
Number of players	251	252	247	250	275	263
% of foreigners	39	39	44	41	40	45
Number of nationalities represented	18	18	25	17	23	19
Average age	26.5	26.6	26.8	26.4	26.3	26.3
Average height (cm)	195.3	195.7	196.3	195.7	195.2	195.5
Average team points per game	76.5	82.1	83.7	83.4	82.9	81.7
Average minutes per game played by the five most field players	25.7	25.5	25.7	26.5	26.3	25.8
Average number of players fielded per team during the season	15.6	15.2	15.9	15.9	18.1	17.1

PLAYERS OVERVIEW

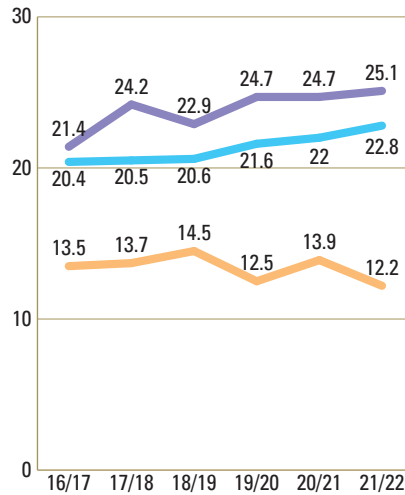


GAME OVERVIEW

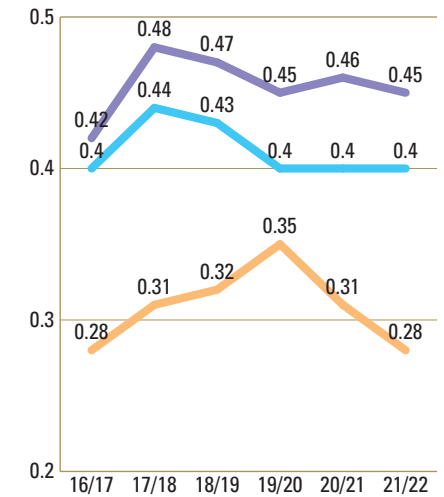
POINTS PER GAME



MINUTES PER GAME



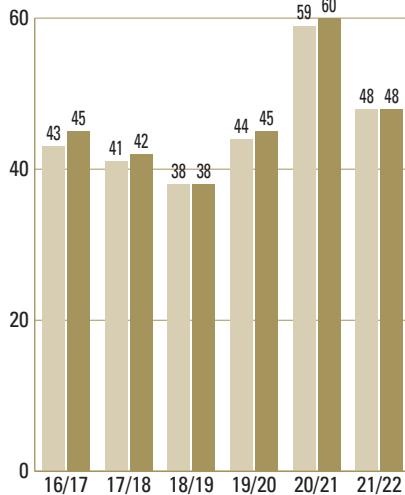
POINTS PER MINUTE



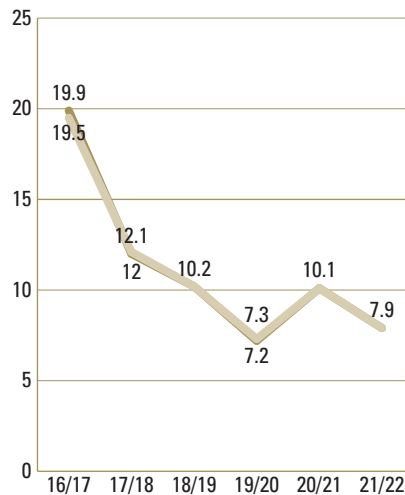
U21 PLAYERS

■ All U21 ■ National U21 only

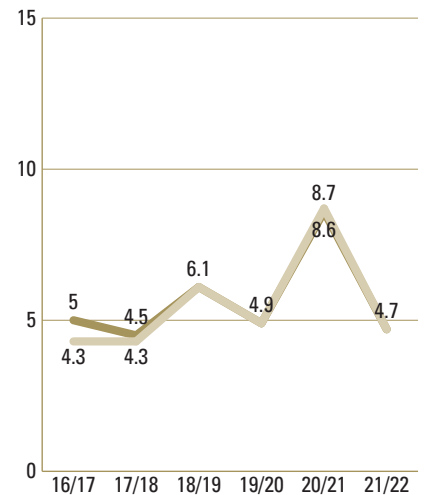
NUMBER OF PLAYERS



AVERAGE NUMBER OF GAMES PLAYED

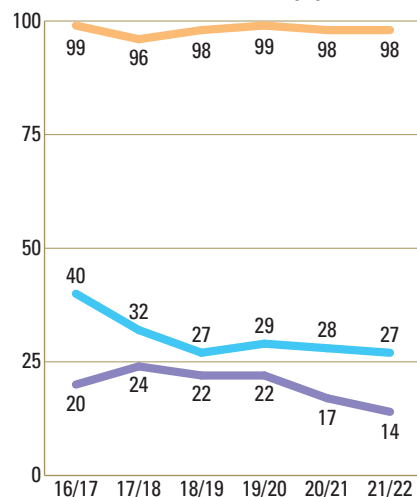


MINUTES PER GAME

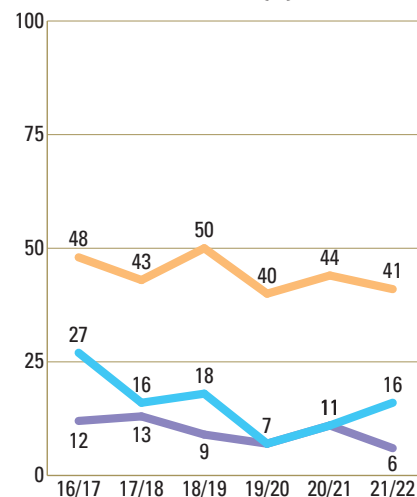


TURNOVER OF PLAYERS

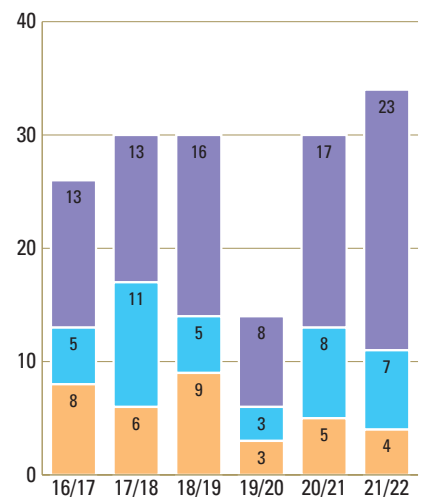
PLAYERS ALREADY IN THE COUNTRY (%)



PLAYERS ALREADY IN THE CLUB (%)



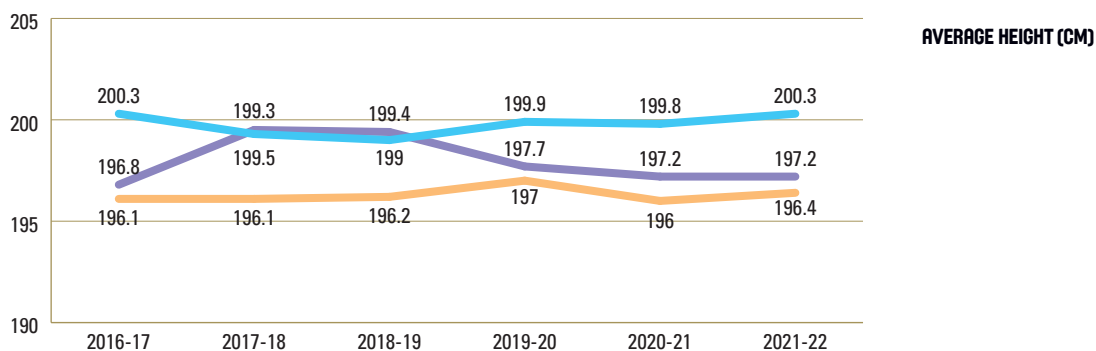
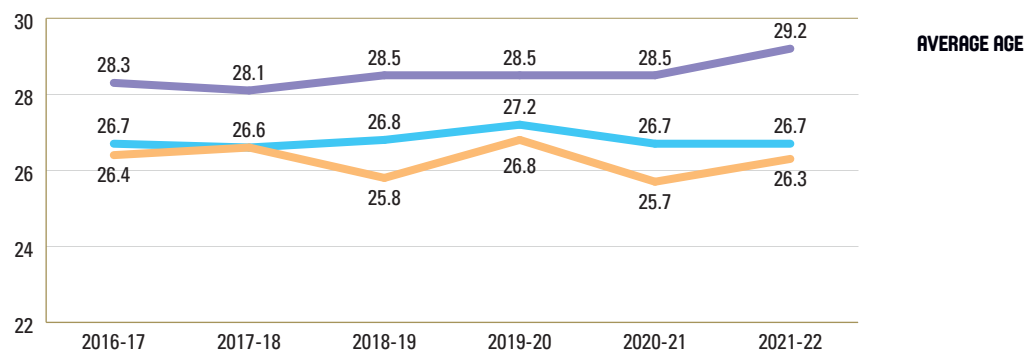
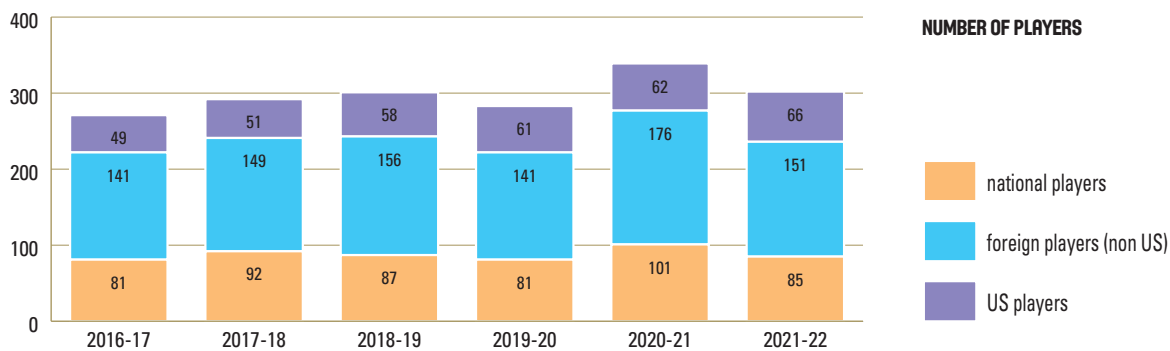
PLAYERS SIGNED DURING THE SEASON



LEAGUE PROFILE

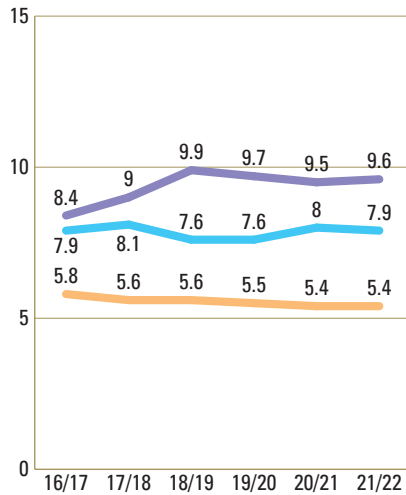
	2016-17	2017-18	2018-19	2019-20	2020-21	2021-22
Number of teams	17	18	18	18	19	18
Number of regular season games	272	306	306	207	342	306
Number of regular season games per team	32	34	34	23	36	34
Number of players	271	292	301	283	339	302
% of foreigners	69	68	70	71	70	72
Number of nationalities represented	43	46	49	51	54	55
Average age	26.9	26.9	26.8	27.3	26.7	27.1
Average height (cm)	198.4	198.3	198.2	198.6	198.2	198.5
Average team points per game	79.5	81.2	81.5	80.7	82.4	81.1
Average minutes per game played by the five most field players	22.8	22.2	22.4	22.2	22.4	22.9
Average number of players fielded per team during the season	16.2	16.4	17.2	16.2	18.3	17.2

PLAYERS OVERVIEW

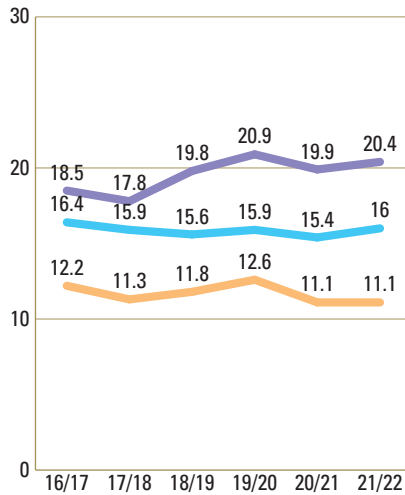


GAME OVERVIEW

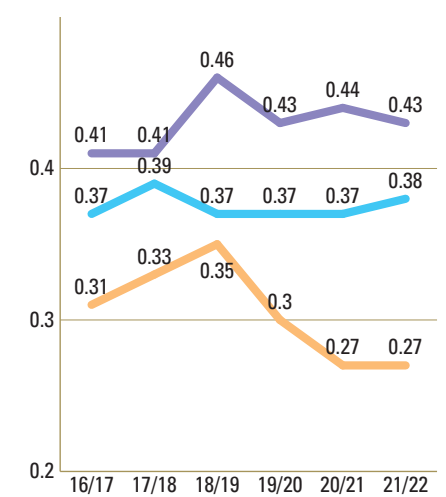
POINTS PER GAME



MINUTES PER GAME



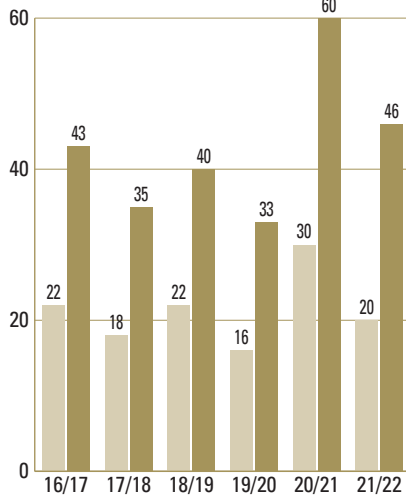
POINTS PER MINUTE



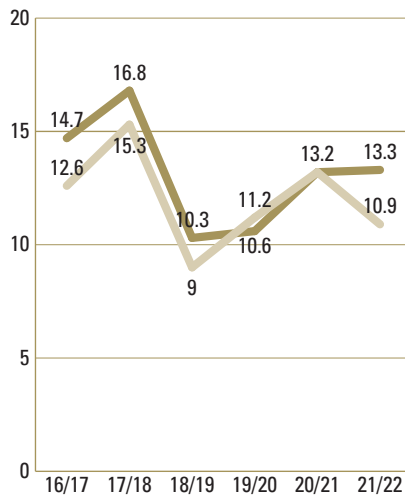
U21 PLAYERS

■ All U21 ■ National U21 only

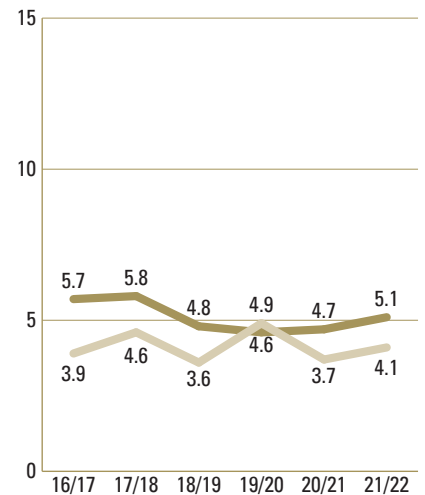
NUMBER OF PLAYERS



AVERAGE NUMBER OF GAMES PLAYED

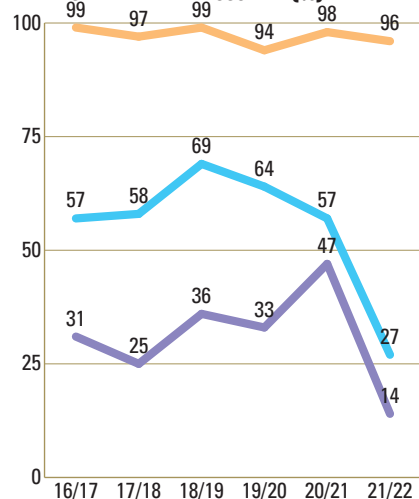


MINUTES PER GAME

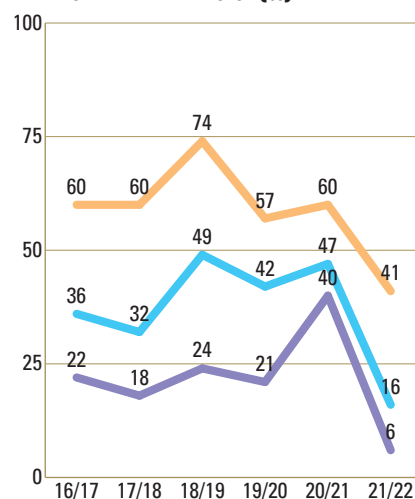


TURNOVER OF PLAYERS

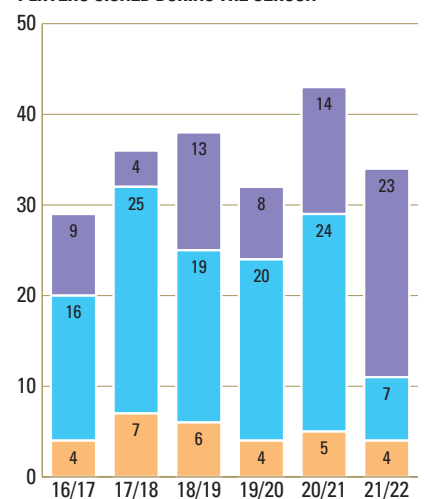
PLAYERS ALREADY IN THE COUNTRY (%)



PLAYERS ALREADY IN THE CLUB (%)



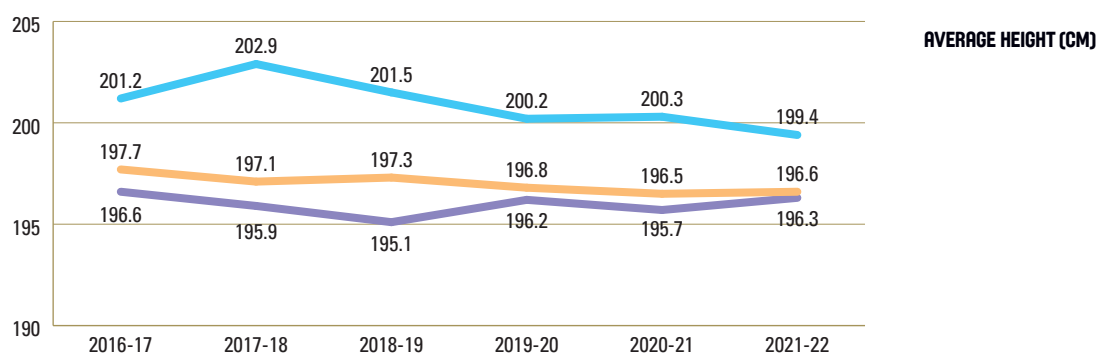
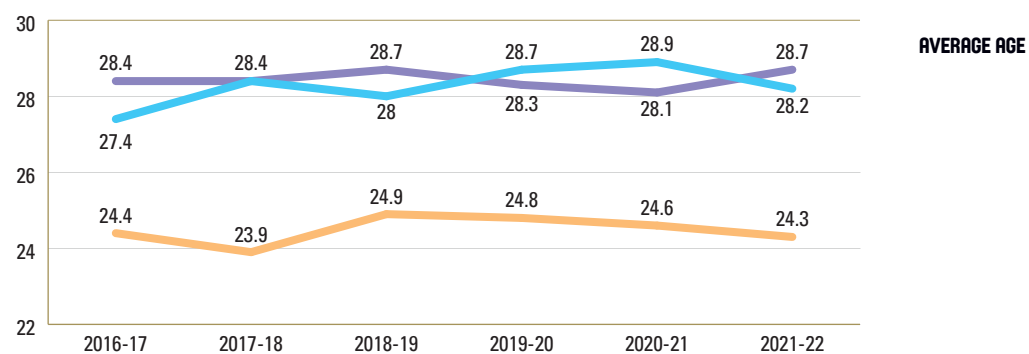
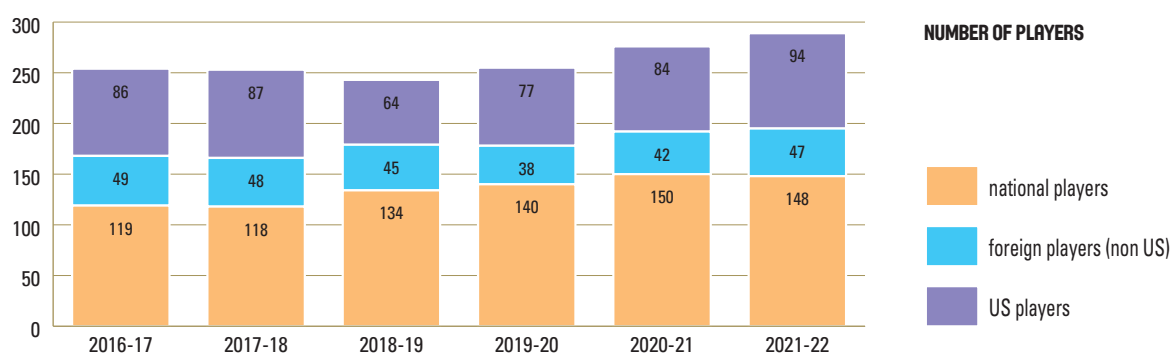
PLAYERS SIGNED DURING THE SEASON



LEAGUE PROFILE

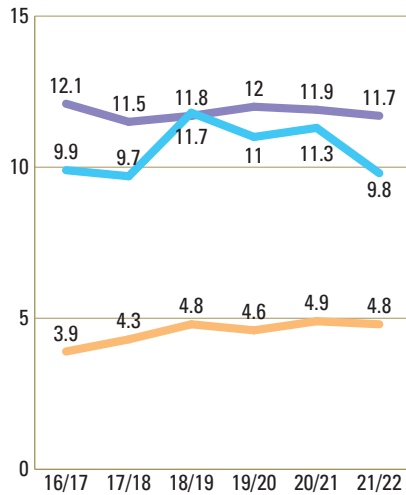
	2016-17	2017-18	2018-19	2019-20	2020-21	2021-22
Number of teams	16	16	15	16	16	16
Number of regular season games	240	240	210	184	240	240
Number of regular season games per team	30	30	28	23	30	30
Number of players	254	253	243	255	276	289
% of foreigners	53	53	45	45	46	49
Number of nationalities represented	31	26	27	24	23	25
Average age	26.3	26.3	26.5	26.5	26.3	26.3
Average height (cm)	198	197.8	197.5	197.1	196.9	196.9
Average team points per game	79.4	79.6	79.2	80	81.8	80
Average minutes per game played by the five most field players	27.8	26.4	26.4	27.4	26.6	26.2
Average number of players fielded per team during the season	16.4	16.2	16.5	16	17.4	18.6

PLAYERS OVERVIEW

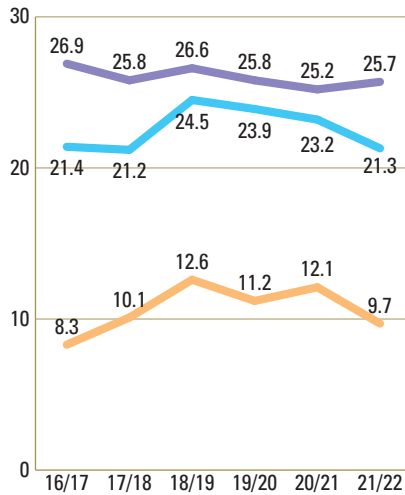


GAME OVERVIEW

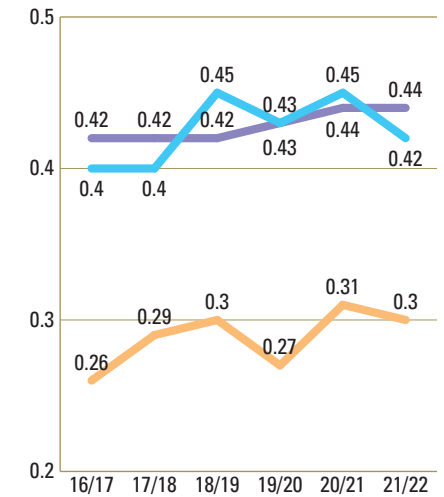
POINTS PER GAME



MINUTES PER GAME



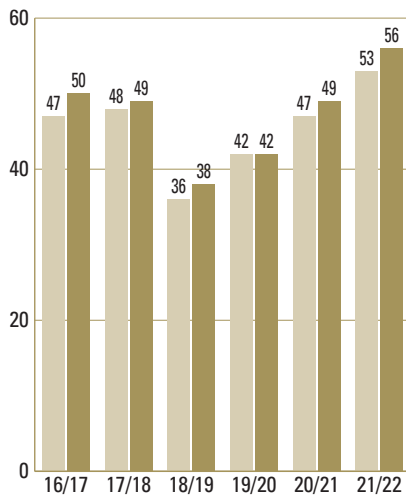
POINTS PER MINUTE



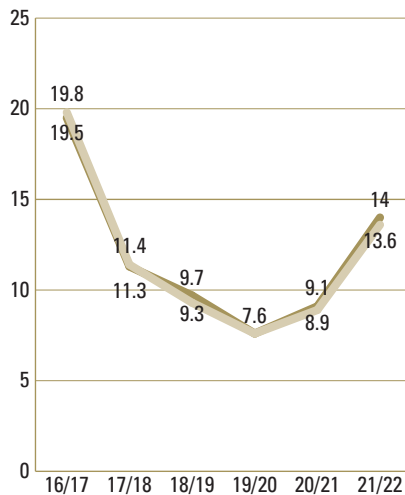
U21 PLAYERS

■ All U21 ■ National U21 only

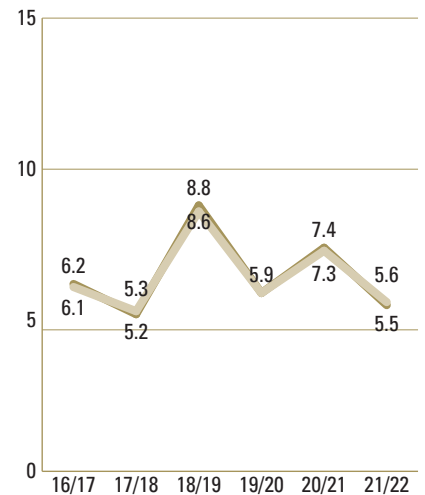
NUMBER OF PLAYERS



AVERAGE NUMBER OF GAMES PLAYED

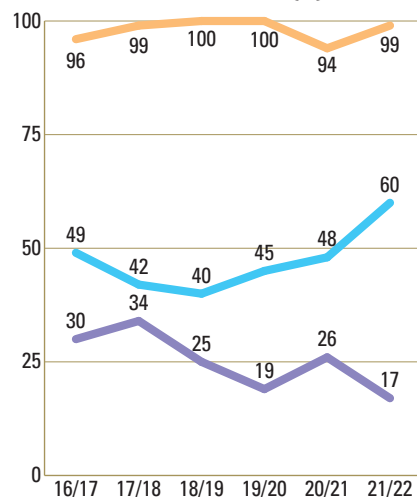


MINUTES PER GAME

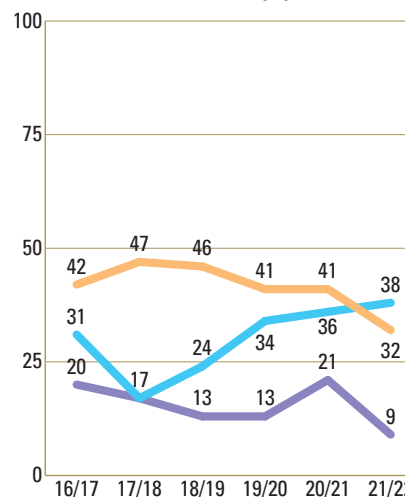


TURNOVER OF PLAYERS

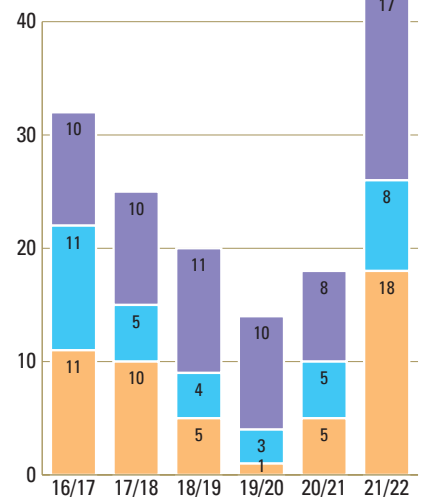
PLAYERS ALREADY IN THE COUNTRY (%)



PLAYERS ALREADY IN THE CLUB (%)



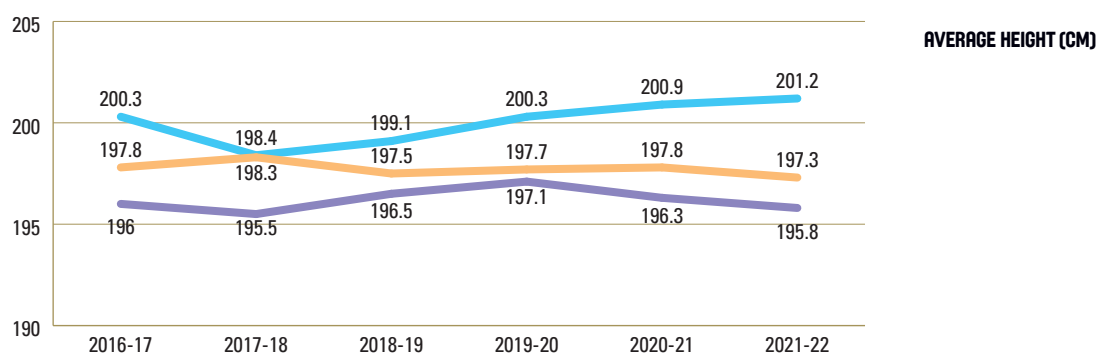
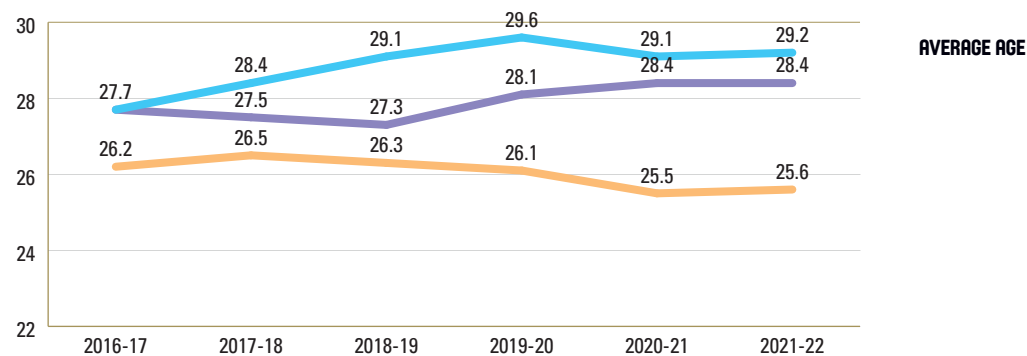
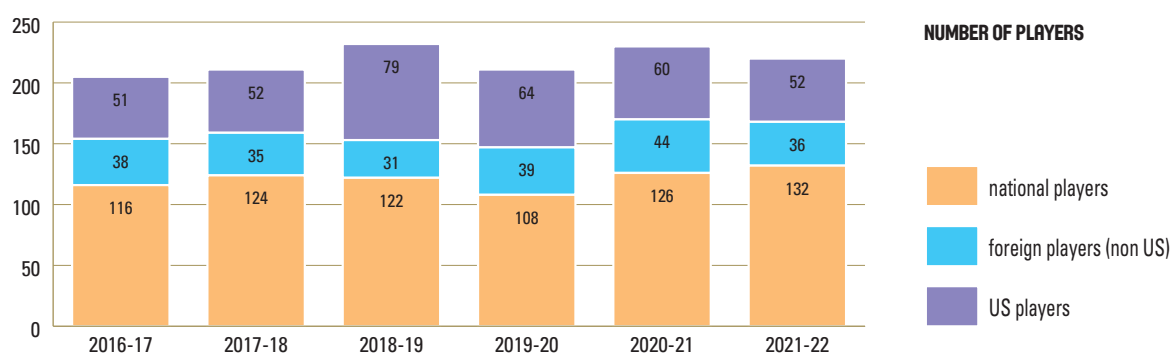
PLAYERS SIGNED DURING THE SEASON



LEAGUE PROFILE

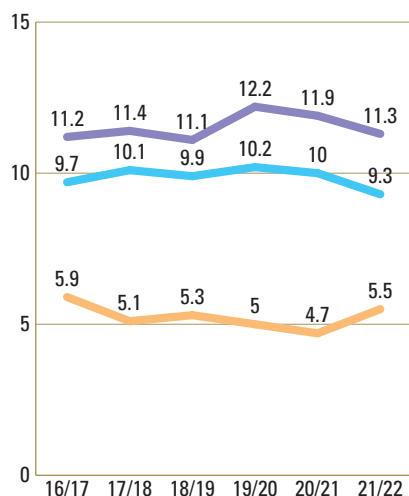
	2016-17	2017-18	2018-19	2019-20	2020-21	2021-22
Number of teams	13	13	14	13	13	12
Number of regular season games	156	156	182	130	156	120
Number of regular season games per team	24	24	26	20	24	20
Number of players	205	211	232	211	229	220
% of foreigners	43	41	47	49	45	40
Number of nationalities represented	23	28	23	24	24	19
Average age	26.9	27.1	27	27.4	26.9	26.9
Average height (cm)	197.8	197.6	197.4	198	198	197.5
Average team points per game	82.3	82.5	83.3	84.9	82.2	78.2
Average minutes per game played by the five most field players	24.9	24.6	24.5	24.7	24.8	24.1
Average number of players fielded per team during the season	16.2	16.3	17.1	16.4	17.8	18.8

PLAYERS OVERVIEW

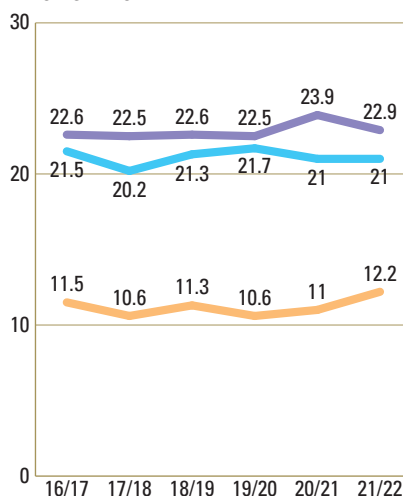


GAME OVERVIEW

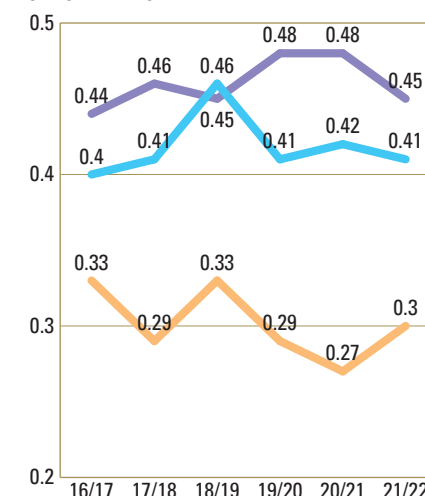
POINTS PER GAME



MINUTES PER GAME



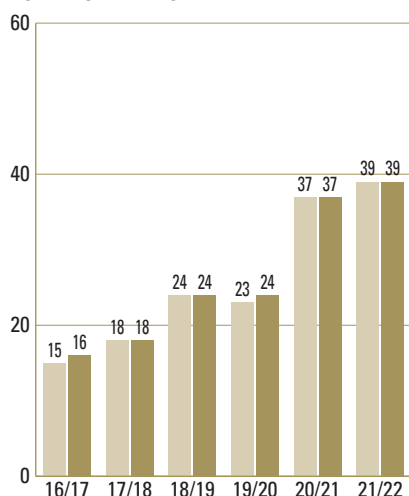
POINTS PER MINUTE



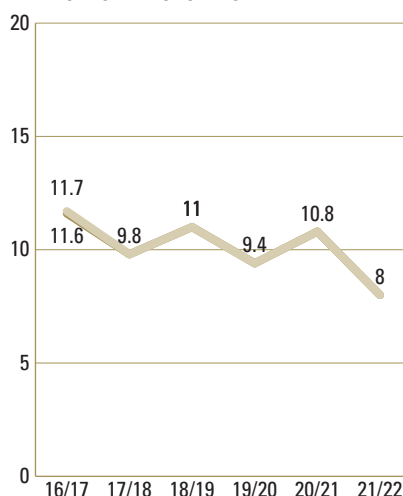
U21 PLAYERS

■ All U21 ■ National U21 only

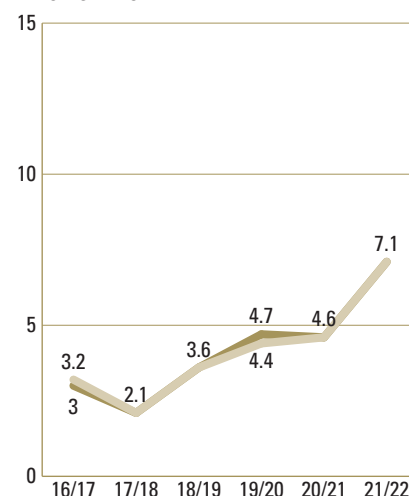
NUMBER OF PLAYERS



AVERAGE NUMBER OF GAMES PLAYED

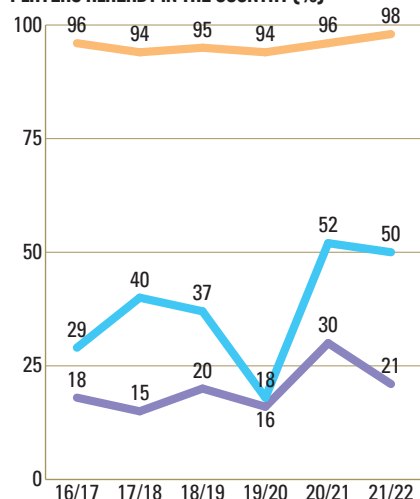


MINUTES PER GAME

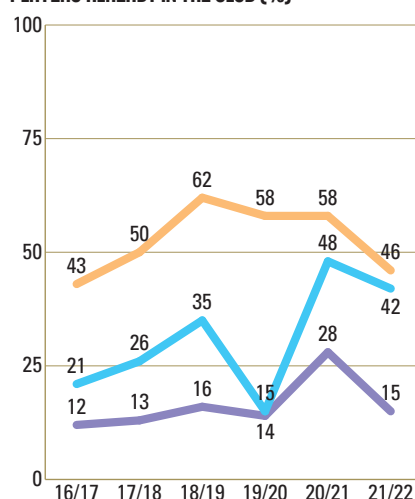


TURNOVER OF PLAYERS

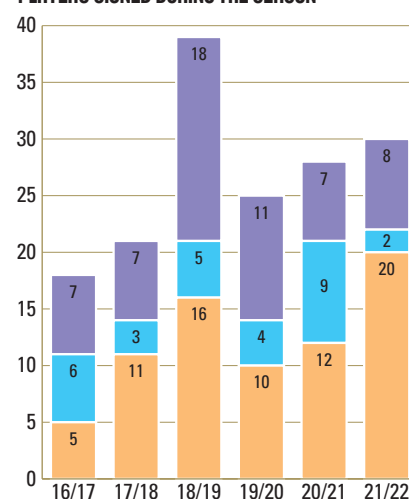
PLAYERS ALREADY IN THE COUNTRY (%)



PLAYERS ALREADY IN THE CLUB (%)



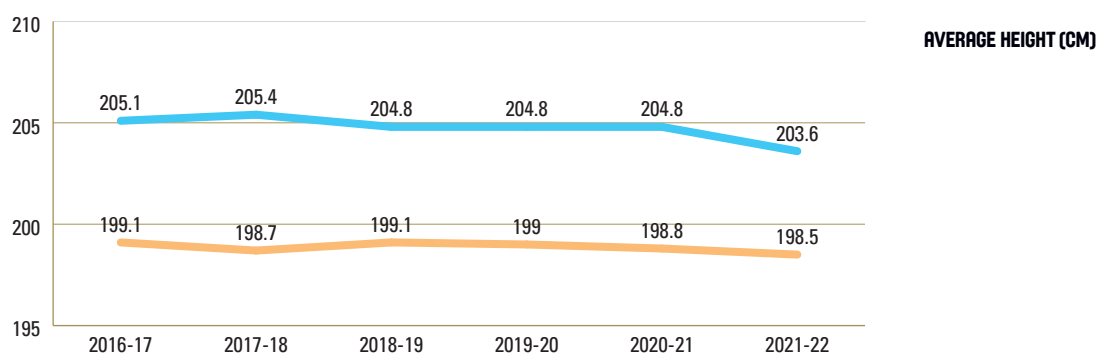
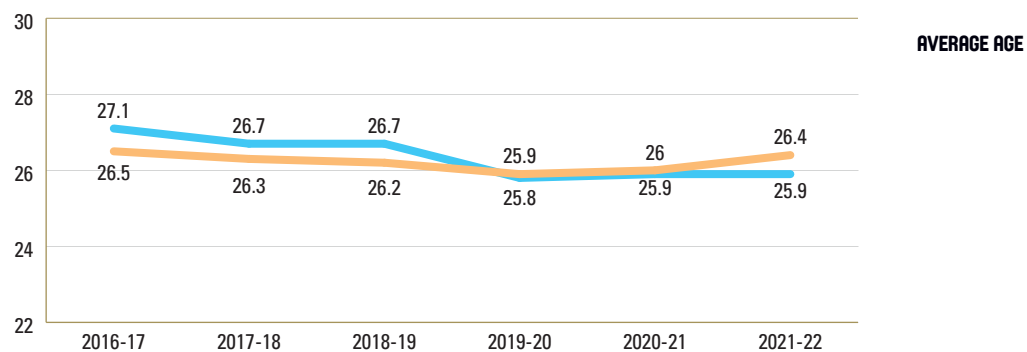
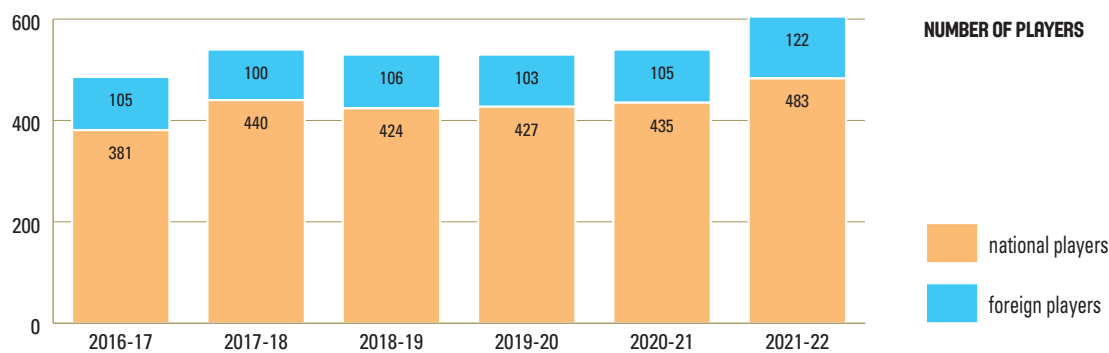
PLAYERS SIGNED DURING THE SEASON



LEAGUE PROFILE

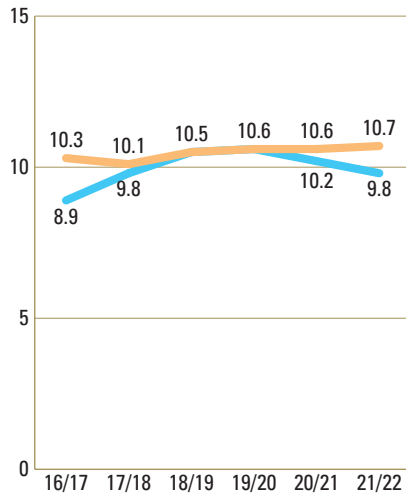
	2016-17	2017-18	2018-19	2019-20	2020-21	2021-22
Number of teams	30	30	30	30	30	30
Number of regular season games	1230	1230	1230	1059	1080	1080
Number of regular season games per team	82	82	82	70.6	72	72
Number of players	486	540	530	530	540	605
% of foreigners	22	19	20	19	19	17
Number of nationalities represented	44	43	42	41	44	48
Average age	26.6	26.3	26.3	25.9	26.0	26.3
Average height (cm)	200.4	199.9	200.2	200.1	200.0	199.4
Average team points per game	87.4	88.1	92.0	92.5	92.9	91.7
Average minutes per game played by the five most field players	28.6	28.7	28.5	29.3	28.4	29.3
Average number of players fielded per team during the season	18.1	20.2	20.7	19.7	20.9	23.8

PLAYERS OVERVIEW

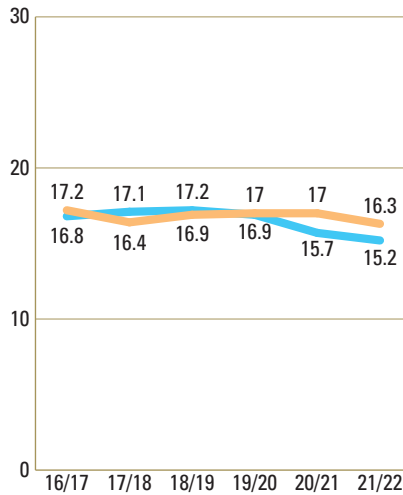


GAME OVERVIEW

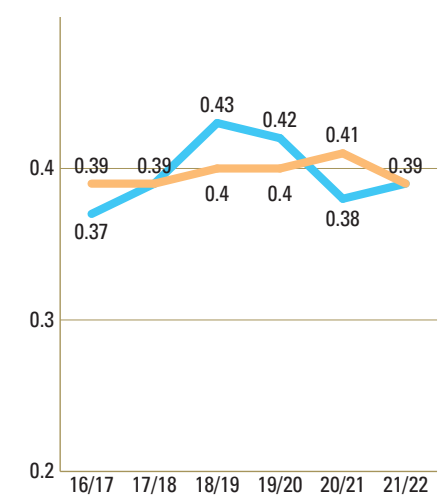
POINTS PER GAME



MINUTES PER GAME



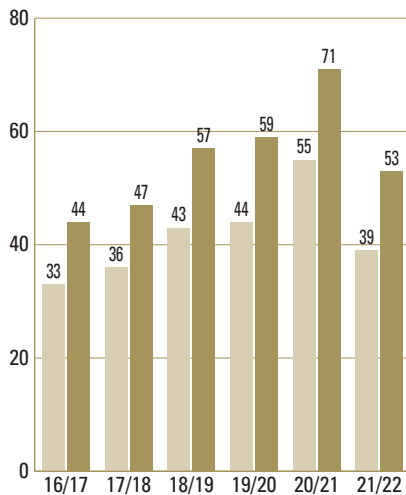
POINTS PER MINUTE



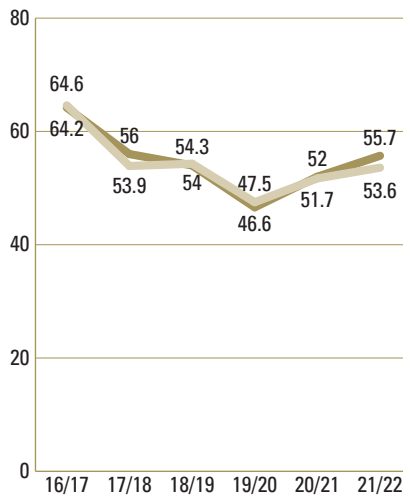
U21 PLAYERS

■ All U21
 ■ National U21 only

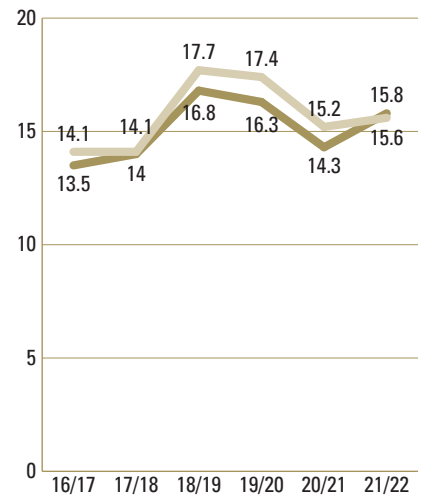
NUMBER OF PLAYERS



AVERAGE NUMBER OF GAMES PLAYED

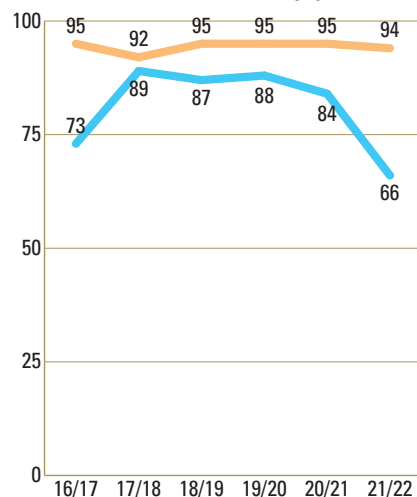


MINUTES PER GAME

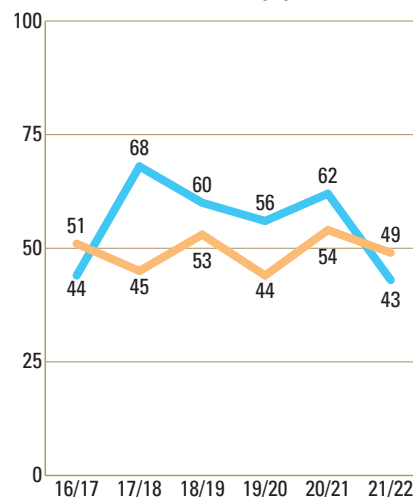


TURNOVER OF PLAYERS

PLAYERS ALREADY IN THE COUNTRY (%)



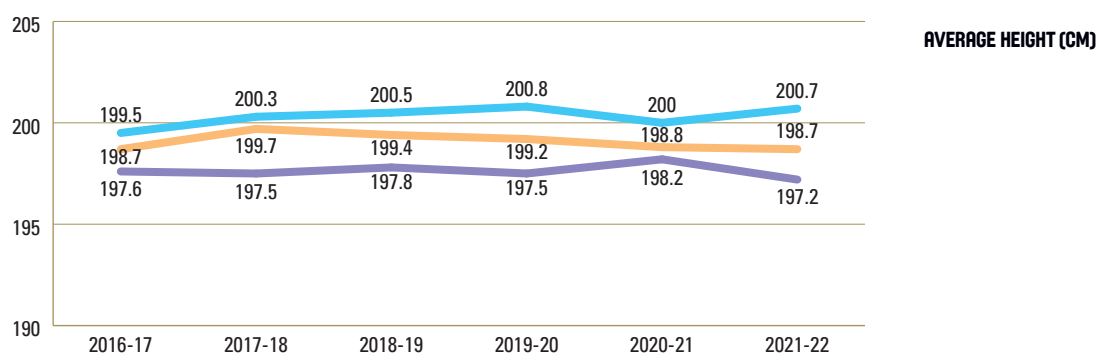
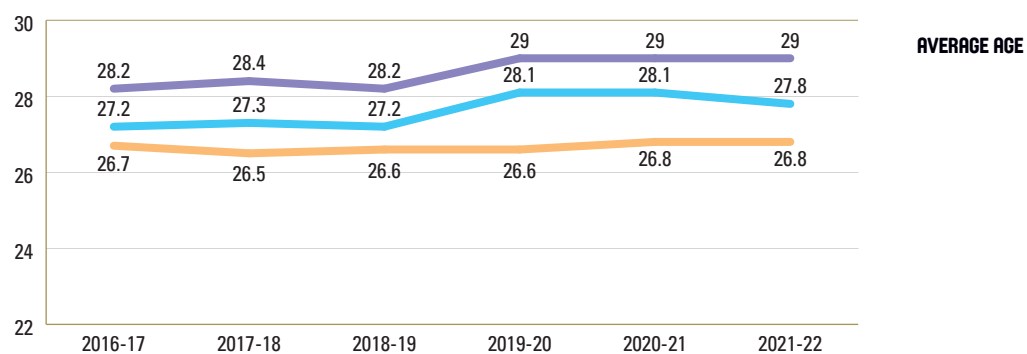
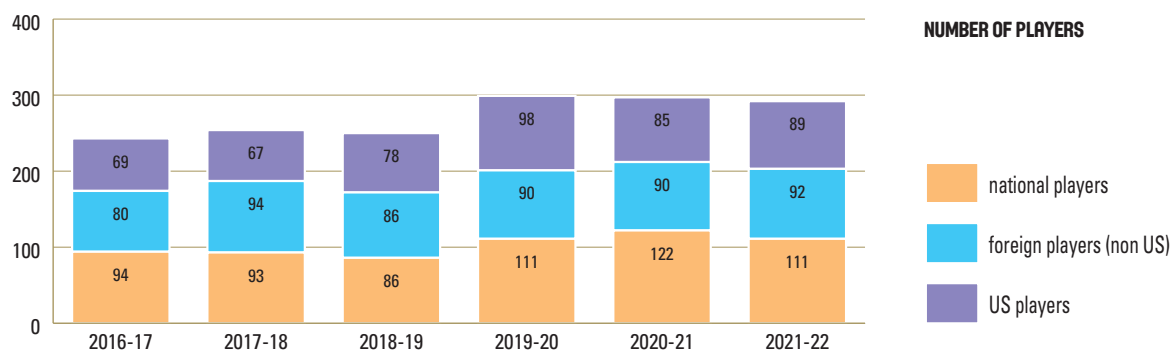
PLAYERS ALREADY IN THE CLUB (%)



LEAGUE PROFILE

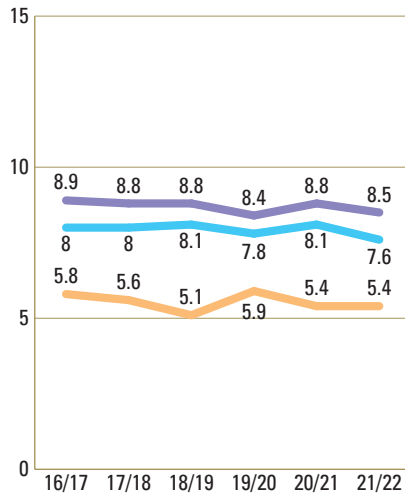
	2016-17	2017-18	2018-19	2019-20	2020-21	2021-22
Number of teams	16	16	16	18	18	18
Number of regular season games	240	240	240	252	306	306
Number of regular season games per team	30	30	30	28	34	34
Number of players	242	254	250	298	297	292
% of foreigners	61	63	66	63	59	62
Number of nationalities represented	35	39	38	40	39	39
Average age	27.3	27.3	27.3	27.9	27.8	27.8
Average height (cm)	198.6	199.4	199.3	199.1	199.0	198.9
Average team points per game	78.7	80.1	80.3	79.8	78.7	76.7
Average minutes per game played by the five most field players	24.2	23.7	23.5	23.4	23.8	24.1
Average number of players fielded per team during the season	15.3	15.9	15.7	16.7	16.6	16.3

PLAYERS OVERVIEW

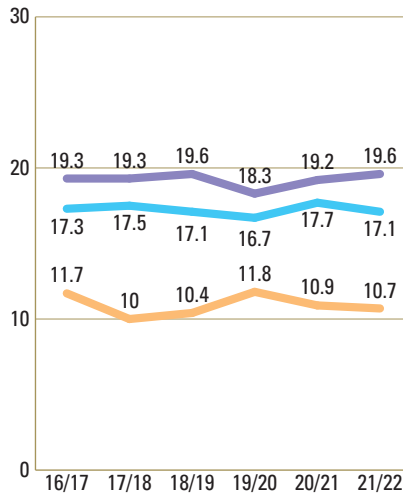


GAME OVERVIEW

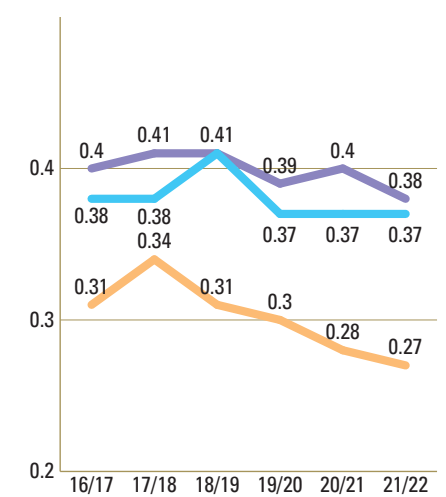
POINTS PER GAME



MINUTES PER GAME



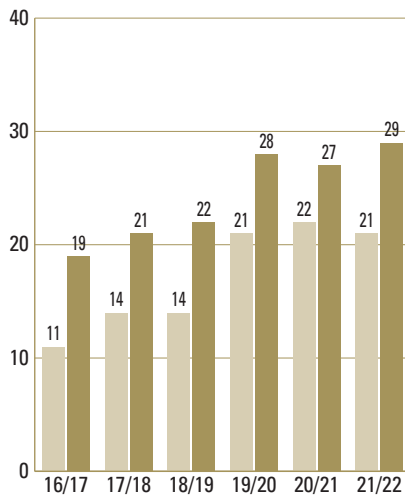
POINTS PER MINUTE



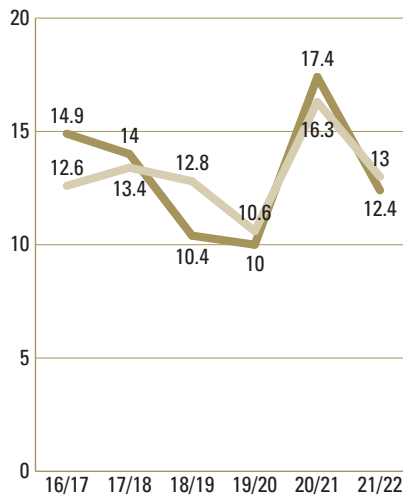
U21 PLAYERS

■ All U21 ■ National U21 only

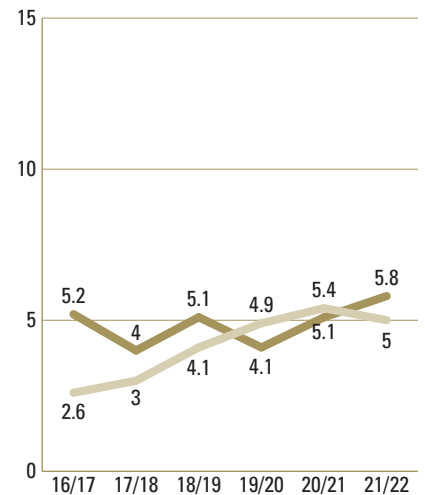
NUMBER OF PLAYERS



AVERAGE NUMBER OF GAMES PLAYED

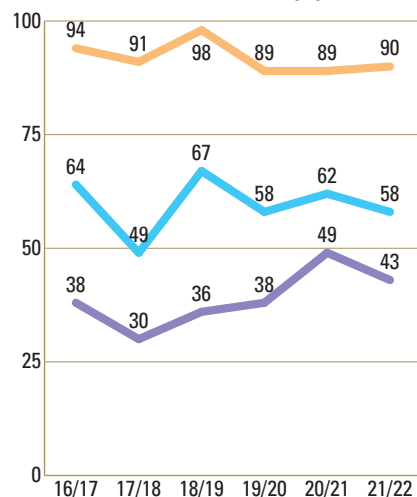


MINUTES PER GAME

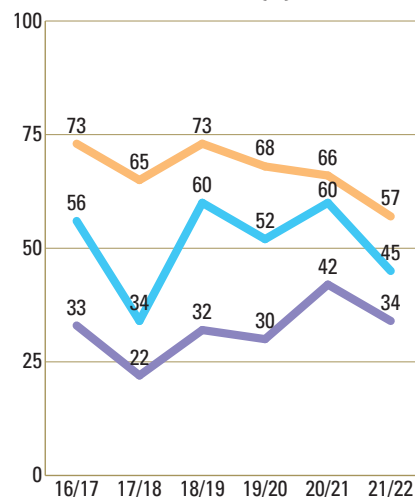


TURNOVER OF PLAYERS

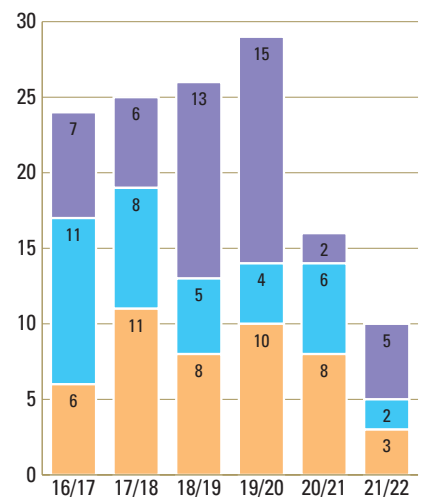
PLAYERS ALREADY IN THE COUNTRY (%)



PLAYERS ALREADY IN THE CLUB (%)



PLAYERS SIGNED DURING THE SEASON

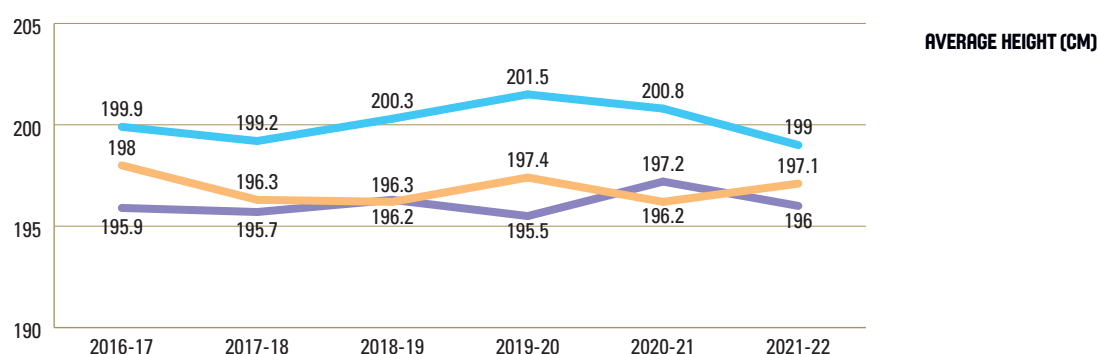
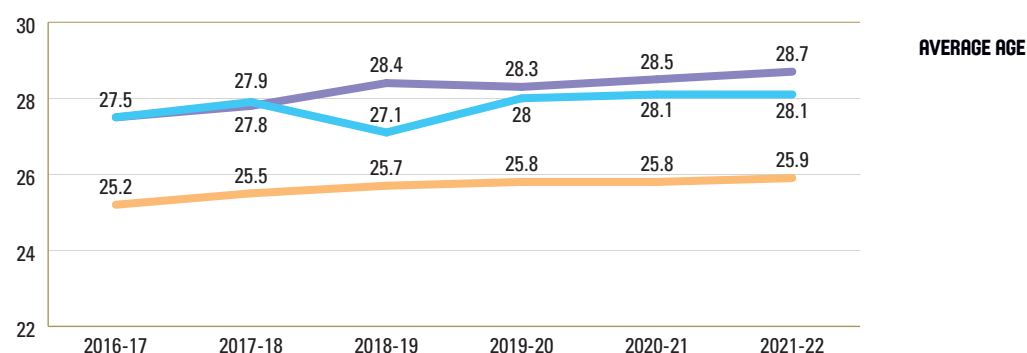
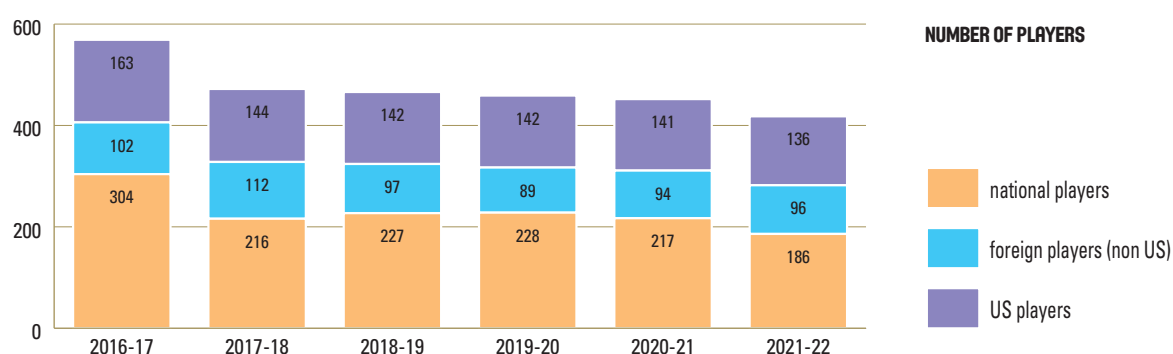


BASKETBALL CHAMPIONS LEAGUE

LEAGUE PROFILE

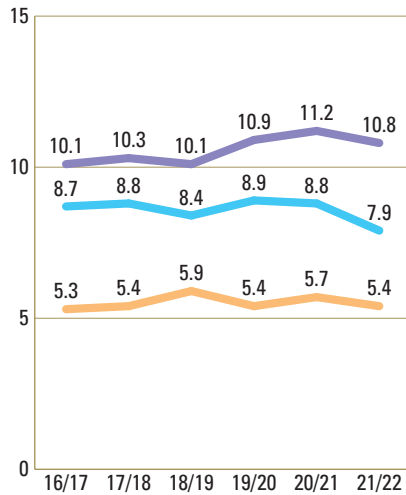
	2016-17	2017-18	2018-19	2019-20	2020-21	2021-22
Number of teams	40	32	32	32	32	32
Number of regular season games	280	224	224	224	224	224
Number of regular season games per team	14	14	14	14	14	14
Number of players	569	471	466	459	451	418
% of foreigners	47	54	51	50	52	55
Number of nationalities represented	44	46	44	46	47	49
Average age	26.3	26.8	26.8	27.0	27.1	27.3
Average height (cm)	197.7	196.8	197.1	197.6	197.5	197.2
Average team points per game	73.9	77.2	78.6	79.7	80.1	77.7
Average minutes per game played by the five most field players	25.1	25.2	24.8	24.8	26.3	26.1
Average number of players fielded per team during the season	14.2	14.9	14.7	14.5	14.3	13.2

PLAYERS OVERVIEW

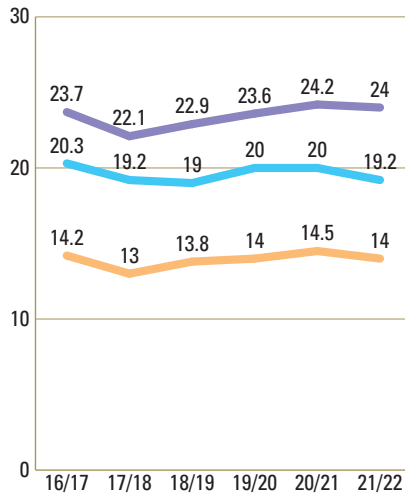


GAME OVERVIEW

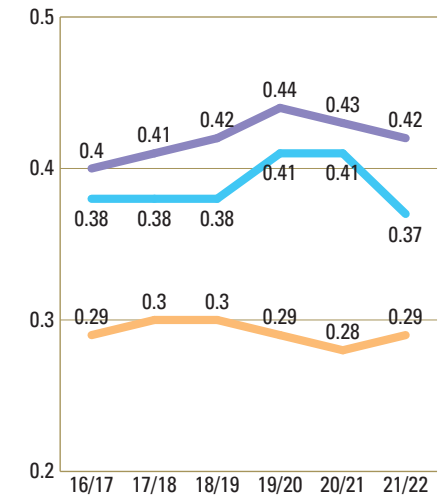
POINTS PER GAME



MINUTES PER GAME



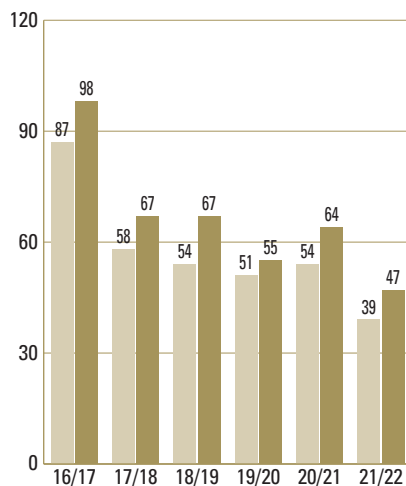
POINTS PER MINUTE



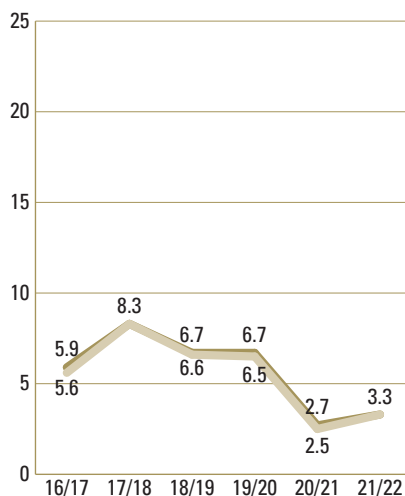
U21 PLAYERS

■ All U21
 ■ National U21 only

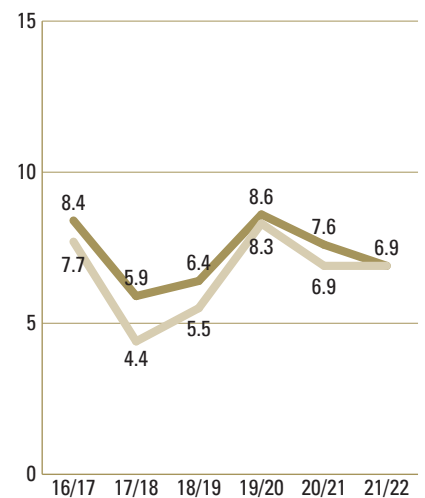
NUMBER OF PLAYERS



AVERAGE NUMBER OF GAMES PLAYED

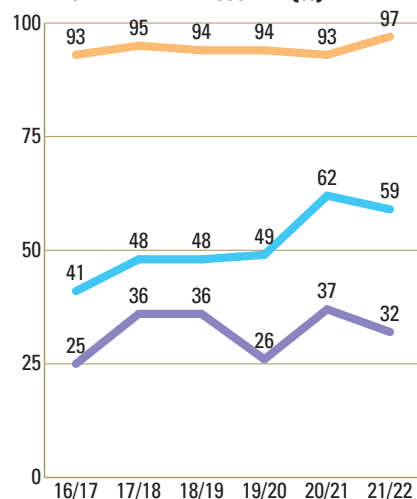


MINUTES PER GAME

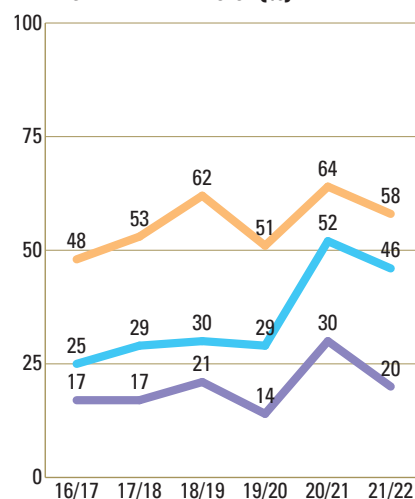


TURNOVER OF PLAYERS

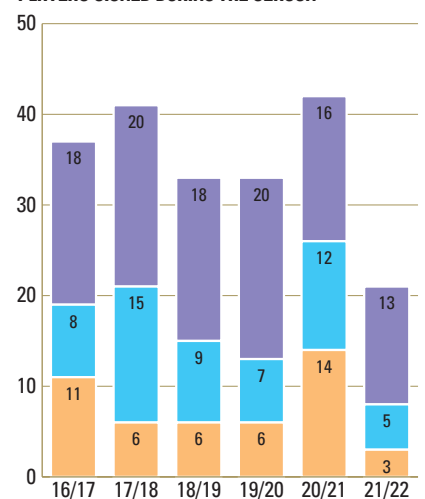
PLAYERS ALREADY IN THE COUNTRY (%)



PLAYERS ALREADY IN THE CLUB (%)



PLAYERS SIGNED DURING THE SEASON



ABSTRACT

The Evolution Report celebrates the success of six years of the annual International Basketball Migration Report (IBMR) by tracking the key trends of 19 principal leagues around the world during that period. The analysis stretches from the inception of the IBMR report in 2016, up until the most recent 2022 edition.

The Evolution Report also represents an extension of the highly productive and outstanding collaboration between FIBA and the expertise of the International Centre for Sport Studies (CIES) Sports Observatory.



Tel: +41 22 545 00 00
Fax: +41 22 545 00 99

FIBA - International Basketball Federation
5, Route Suisse, PO Box 29
1295 Mies
Switzerland
fiba.basketball



CIES OBSERVATORY
Avenue DuPeyrou 1
2000 Neuchâtel
Switzerland
cies.ch